

Pitfalls in a Post-Bubble World

Stephen S. Roach
Chairman
Morgan Stanley Asia

Bank Negara Malaysia High Level Conference
Kuala Lumpur, Malaysia
February 10, 2009

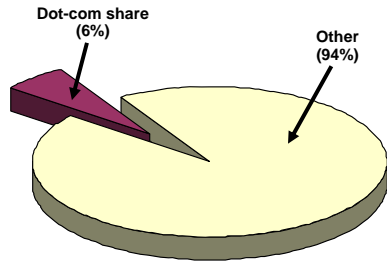
Roadmap for a Post-Bubble World

- Not a normal business cycle
- Imbalances and bubbles
- Demand-side focus: American consumer
- Supply-side focus: Chinese producer
- Multi-year downshift of global growth
- Global rebalancing imperatives

Two Canaries in the Coal Mine

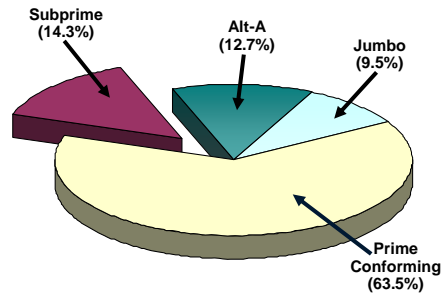
Dot-Com Bubble

\$17.2 trillion total equity market cap: Year-End 1999



Subprime Bubble

\$6.3 trillion total securitized mortgages: March 2007



Source: Federal Reserve, FDIC, MBA, Morgan Stanley Research

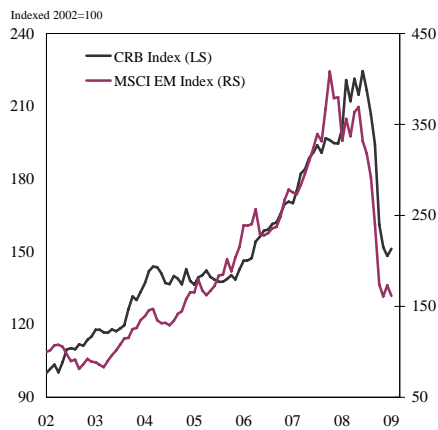
Morgan Stanley

This material is not a solicitation of any offer to buy or sell any security or other financial instrument or to participate in any trading strategy. This material was not prepared by the Morgan Stanley research department. Please refer to important information and qualifications at the end of this material.

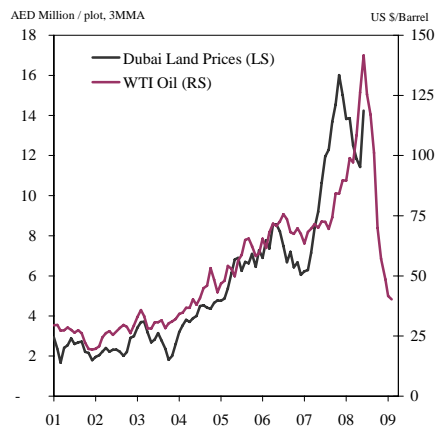
2

More Bubbles?

Commodities and Emerging Markets



Oil and Gulf Property



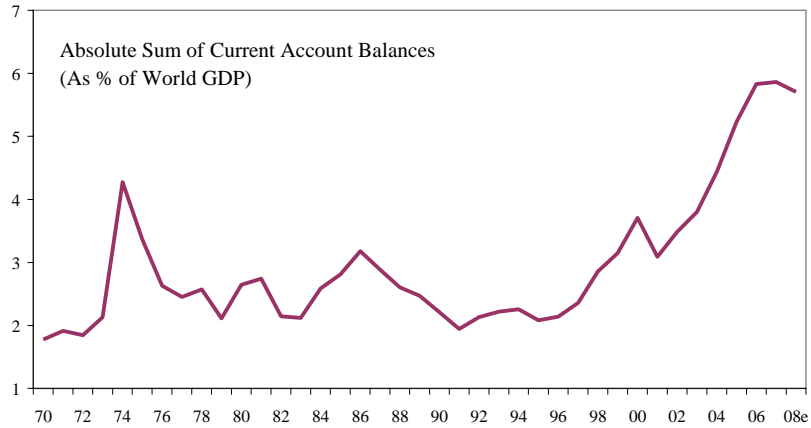
Source: Bloomberg, Dubai Land Department, Morgan Stanley Research

Morgan Stanley

This material is not a solicitation of any offer to buy or sell any security or other financial instrument or to participate in any trading strategy. This material was not prepared by the Morgan Stanley research department. Please refer to important information and qualifications at the end of this material.

3

Global Imbalances



Source: IMF, Morgan Stanley Research

Morgan Stanley

This material is not a solicitation of any offer to buy or sell any security or other financial instrument or to participate in any trading strategy. This material was not prepared by the Morgan Stanley research department. Please refer to important information and qualifications at the end of this material.

4

Taxonomy of a Crisis

IMPACTS	TRANSMISSION MECHANISM	OUTCOME
FIRST-ORDER	CROSS-PRODUCT CONTAGION: DERIVATIVES AND STRUCTURED PRODUCTS	DE-RISKING DE-LEVERAGING
SECOND-ORDER	REAL SIDE OF ASSET-DEPENDENT U.S. ECONOMY	CONSOLIDATION OF CONSUMPTION AND HOMEBUILDING
THIRD-ORDER	DECOUPLING vs. CROSS-BORDER LINKAGES: TRADE AND CAPITAL FLOWS	EXPORT AND VENDOR FINANCING RISKS

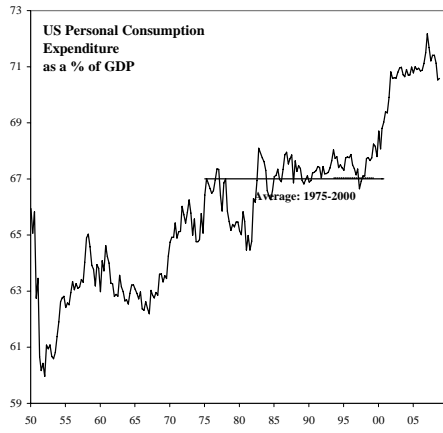
Morgan Stanley

This material is not a solicitation of any offer to buy or sell any security or other financial instrument or to participate in any trading strategy. This material was not prepared by the Morgan Stanley research department. Please refer to important information and qualifications at the end of this material.

5

American Consumer at Risk

US Consumption Binge

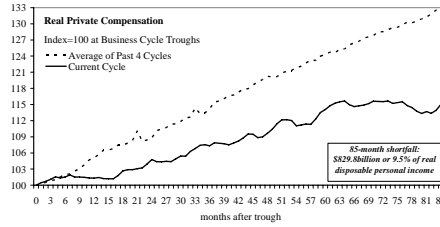


Source: National sources, Morgan Stanley Research

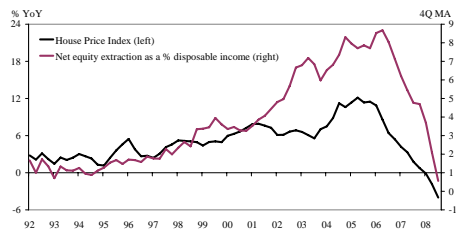
Morgan Stanley

This material is not a solicitation of any offer to buy or sell any security or other financial instrument or to participate in any trading strategy. This material was not prepared by the Morgan Stanley research department. Please refer to important information and qualifications at the end of this material.

Income Effects



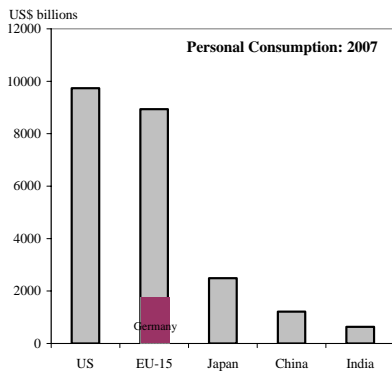
Wealth Effects



6

Decoupling Dreams

The Global Consumer

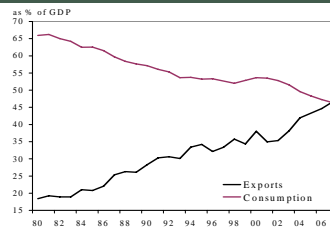


Source: National Sources, UN, Morgan Stanley Research

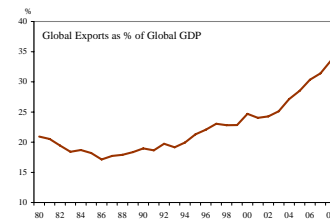
Morgan Stanley

This material is not a solicitation of any offer to buy or sell any security or other financial instrument or to participate in any trading strategy. This material was not prepared by the Morgan Stanley research department. Please refer to important information and qualifications at the end of this material.

Export-Led Developing Asia



The Great Boom in Global Trade



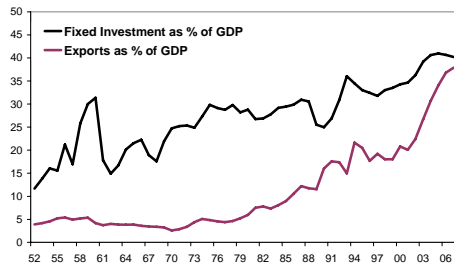
Source: IMF, Morgan Stanley Research

7

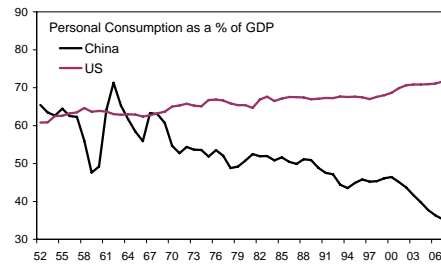
China: Beneath the Surface

“Unstable, unbalanced, uncoordinated, and unsustainable.”
 — Premier Wen Jiabao, March 16, 2007

China's Growth Leaders



China's Growth Laggard



Source: National sources, Morgan Stanley Research

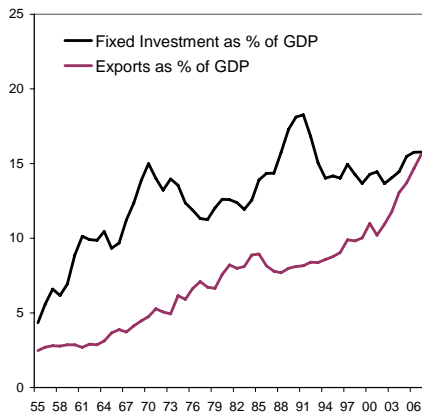
Morgan Stanley

This material is not a solicitation of any offer to buy or sell any security or other financial instrument or to participate in any trading strategy. This material was not prepared by the Morgan Stanley research department. Please refer to important information and qualifications at the end of this material.

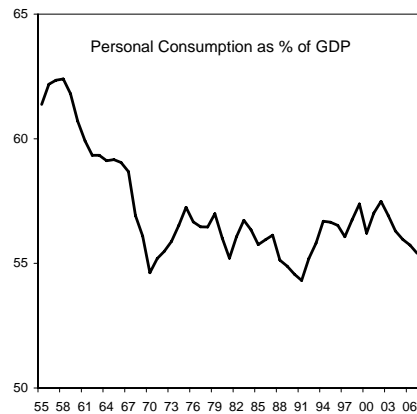
8

Japan's Structural Imperatives

Japan's Growth Pillars



Japan's Laggard



Source: CEIC, Morgan Stanley Research

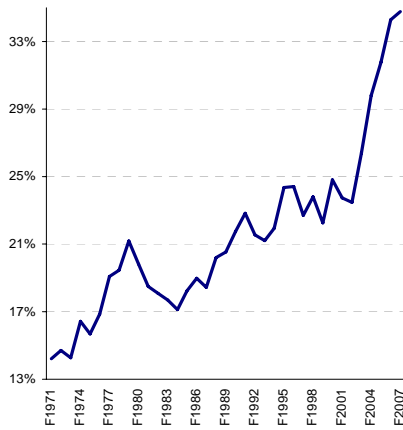
Morgan Stanley

This material is not a solicitation of any offer to buy or sell any security or other financial instrument or to participate in any trading strategy. This material was not prepared by the Morgan Stanley research department. Please refer to important information and qualifications at the end of this material.

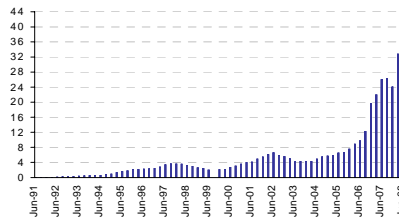
9

India's Improving Macro

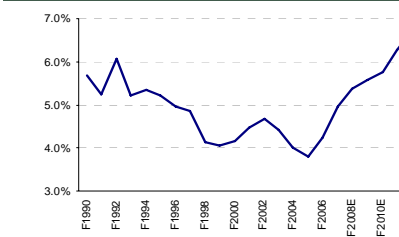
Gross Domestic Savings as a % of GDP



Gross FDI (4 Quarter Trailing) in US\$ Bn*



Infrastructure Investment as a % of GDP



Source: CSO, DIPP, RBI, Morgan Stanley Research. E= Morgan Stanley Research Estimates

* Adjusted for US\$46bn of Share Swaps and Round Tripping in FQ2007 for the Cairn IPO

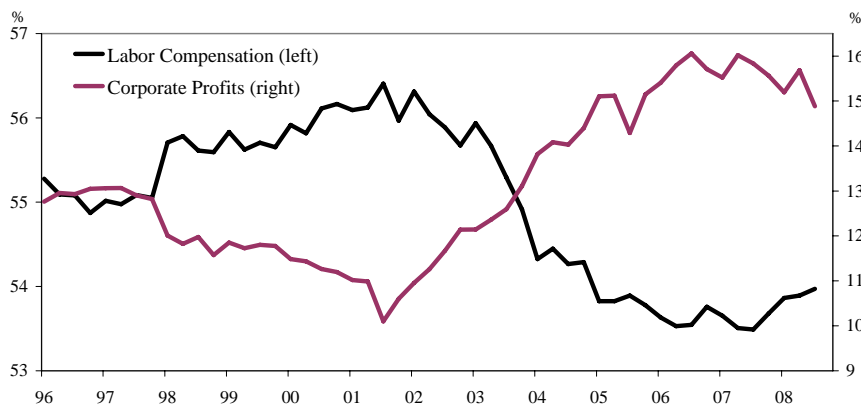
Morgan Stanley

This material is not a solicitation of any offer to buy or sell any security or other financial instrument or to participate in any trading strategy. This material was not prepared by the Morgan Stanley research department. Please refer to important information and qualifications at the end of this material.

10

Backlash Against Globalization

Shares of National Income: G7+ Economies



* G7+ includes the US, Japan, EMU, UK, and Canada.

Source: National sources, Morgan Stanley Research

Morgan Stanley

This material is not a solicitation of any offer to buy or sell any security or other financial instrument or to participate in any trading strategy. This material was not prepared by the Morgan Stanley research department. Please refer to important information and qualifications at the end of this material.

11

From Globalization to Localization?

Globalization

Trade Liberalization
 Low Inflation
 Low Interest Rates
 Strong Corporate Profits
 Dollar: Soft Landing

Localization

Protectionism
 Rising Inflation
 Rising Interest Rates
 Margin Compression
 Dollar: Hard Landing

Morgan Stanley

This material is not a solicitation of any offer to buy or sell any security or other financial instrument or to participate in any trading strategy. This material was not prepared by the Morgan Stanley research department. Please refer to important information and qualifications at the end of this material.

12

A Brief History of the World

Shifting Mix of Global GDP

	Western Europe	FSU	United States	Japan	China	India
1500	17.9%	3.4%	0.3%	3.1%	25.0%	24.5%
1600	20.0	3.5	0.2	2.9	29.1	22.5
1700	22.5	4.4	0.1	4.1	22.3	24.4
1820	23.6	5.4	1.8	3.0	32.9	16.0
1870	33.6	7.6	8.9	2.3	17.2	12.2
1913	33.5	8.6	19.1	2.6	8.9	7.6
1950	26.3	9.6	27.3	3.0	4.5	4.1
1973	25.7	9.4	22.0	7.7	4.6	3.1
1998	20.6	3.4	21.9	7.6	11.5	5.0
2006e	19.0	3.8	19.7	6.3	15.1	6.3

Note: Based on 1990 International (PPP) Dollars; FSU is Former Soviet Union.

Source: Angus Maddison, The World Economy: A Millennial Perspective, OECD (2001); IMF, Morgan Stanley Research

Morgan Stanley

This material is not a solicitation of any offer to buy or sell any security or other financial instrument or to participate in any trading strategy. This material was not prepared by the Morgan Stanley research department. Please refer to important information and qualifications at the end of this material.

13

Disclosures

This communication is not a product of Morgan Stanley's Research Department and is not a research report but it may refer to a Morgan Stanley research report or the views of a Morgan Stanley research analyst. We are not commenting on the fundamentals of any companies mentioned. Unless indicated, all views expressed herein are the views of the author's and may differ from or conflict with those of the Morgan Stanley's Research Departments or others in the Firm. For additional information, research reports and important disclosures, see <https://secure.ms.com>.

The information provided herein has been prepared solely for informational purposes and is not an offer to buy or sell or a solicitation of an offer to buy or sell the securities or instruments mentioned or to participate in any particular trading strategy. This information is based on or derived from information generally available to the public from sources believed to be reliable. No representation or warranty can be given with respect to the accuracy or completeness of the information, or with respect to the terms of any future offer or transactions conforming to the terms hereof.

This report does not provide individually tailored investment advice. It has been prepared without regard to the circumstances and objectives of those who receive it. Morgan Stanley recommends that investors independently evaluate particular investments and strategies, and encourages them to seek a financial adviser's advice. The appropriateness of an investment or strategy will depend on an investor's circumstances and objectives. Morgan Stanley Research is not an offer to buy or sell any security or to participate in any trading strategy. The value of and income from your investments may vary because of changes in interest rates or foreign exchange rates, securities prices or market indexes, operational or financial conditions of companies or other factors. Past performance is not necessarily a guide to future performance. Estimates of future performance are based on assumptions that may not be realized.

Copyright © by Morgan Stanley 2009, all rights reserved.

Morgan Stanley

14