Security Features at a Glance

Take a closer look – guide to check your new RM1 polymer banknote





① Intaglio

Feel the raised printing effect by touch





Look at the banknote against white light and observe :

② Clear window

transparent window containing embossed numeral 1



③ Shadow Image

complete shadow image of the "Songket"



④ Non-transparent window

crescent and star printed in white from the back



⑤ Perfect see-through register

complete formation of numeral 1



Check using magnifier and UV light for the following :

⑥ Micro letterings

intaglio micro letterings



⑦ Two colour fluorescent element new

Wau Bulan and numeral 1, appear in red and yellow colour



⑧ Text and logo

stag motif and a rectangle with text 'BNM1'

