Security Features at a Glance

Take a closer look – guide to check your new RM100 banknote



① Intaglio

Feel the raised printing effect by touch



Tilt the banknotes and observe:

⑤ Micro-lense security thread



the image of 'Bunga Raya' in the thread moves



⑥ Coloured glossy patch

a gold-coloured stripe with text RM100

Look at the banknote against white light and observe:

② Watermark Potrait

watermark portrait and numeral 100



③ Perfect see-through register

complete formation of numeral 100



④ Embedded Thread

continuous dark line embedded in the paper



Check using magnifier and UV light for the following :

⑦ Micro letterings

intaglio micro letterings



⑧ Two colour fluorescent element

image of Mount Kinabalu with numeral 100, appear in blue and yellow colour



⑨ Text and logo

stag motif and a rectangle with text 'BNM100'



⑩ Security fibers

visible scattered in red, yellow and blue colours

