BANK NEGARA MALAYSIA
CENTRAL BANK OF MALAYSIA

Foreign Exchange Policy System

User Guide – Public Portal

Chapter 6: Application Submission & Monitoring (Part 1)

Applicable to all Public Users

Updated on 12 January 2026

TABLE OF CONTENTS

APPLICATION SUBMISSION & MONITORING 5

1.1 SUBMIT APPLICATION 5

1.2 GENERAL ITEMS IN FORMS 8

1.2.1. COVER PAGE 8

1.2.2. DETAILS OF APPLICANT 14

1.2.3. DETAILS OF THIRD-PARTY SUBMITTER 27

1.2.4. DECLARATION FORM 32

1.2.5. ATTACHMENT(S) 33

1.2.6. TOOLTIPS 35

1.2.7. SELF-DECLARED NC SECTION (NC-GEN) 36

1.3 LIST OF FORMS 40

1.3.1. INVESTMENT ABROAD 40

1.3.2. OFFSHORE BORROWING (OB) 90

1.3.3. FINANCIAL GUARANTEE (FG) 116

1.3.4. EXPORT OF GOODS (EX) 136

1.3.5. CONFISCATION, IMPORT & EXPORT OF RINGGIT NOTES (CN-RM) 142

1.3.6. DEALING WITH SPECIFIED PERSON AND IN RESTRICTED CURRENCY (DSP) 145

1.3.7. GENERAL (GEN) 146

APPLICATION SUBMISSION & MONITORING (Part 1)

1.1 SUBMIT APPLICATION

Applicant or Submitter may submit applications to BNM via online submission from the FEP Portal's **Application** menu - **Submit Application**. The system allows Public User to submit or create application as own submission or on behalf of an Applicant as a Third-Party Submitter.

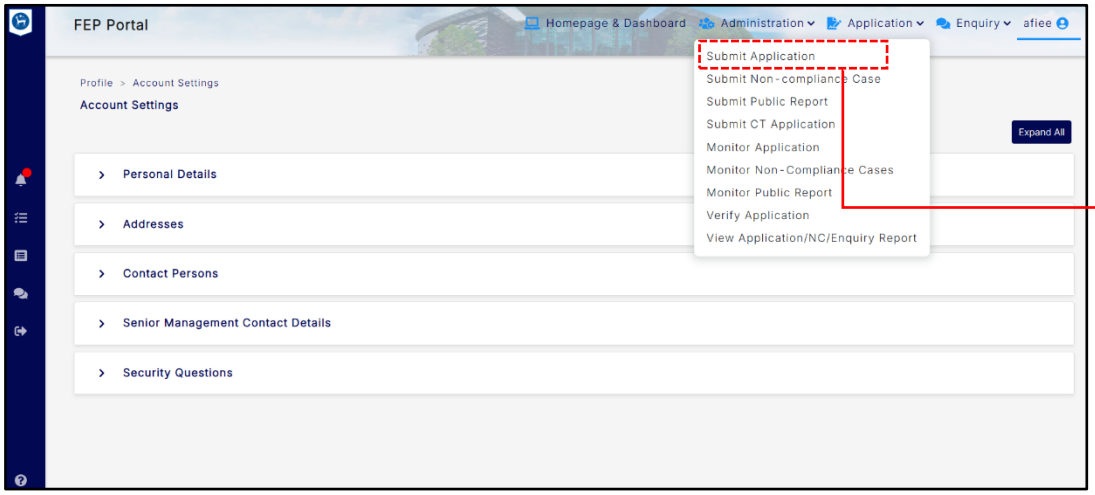

Figure 6.1 - 1 Application – Submit Application

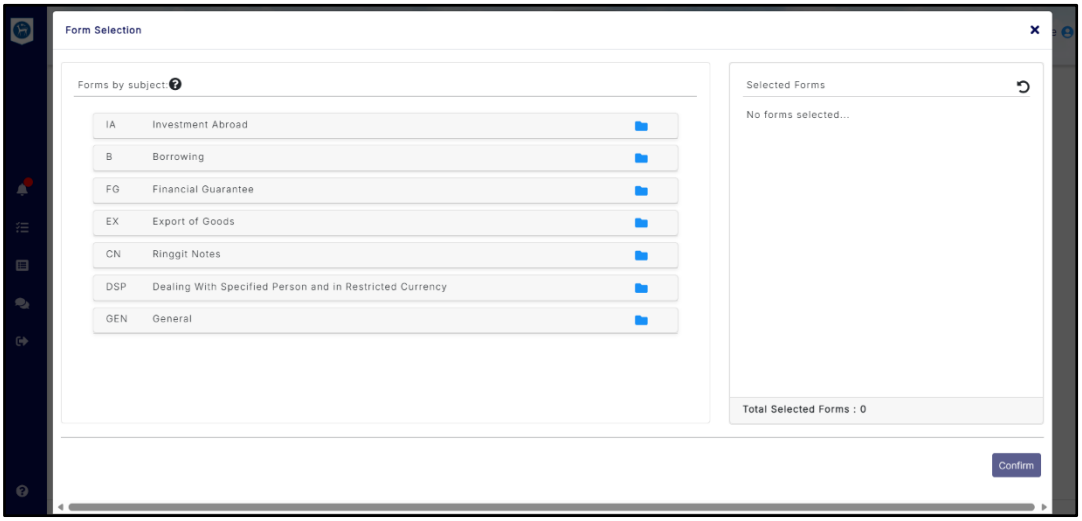

Figure 6.1 - 2 Application – Submit Application

Tooltips	Applicant/Submitter can hover mouse over the tooltips icon to display information to guide user in using the system and completing the application form(s). 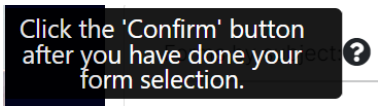
Folder	Applicant/Submitter can click on icon to display all available forms for each category.
Select	Applicant / Submitter can click on icon to select any application form (single or multiple forms in the same or different category). Selected forms shall be marked with the green tick icon and will be listed at '**Selected Forms'** section. 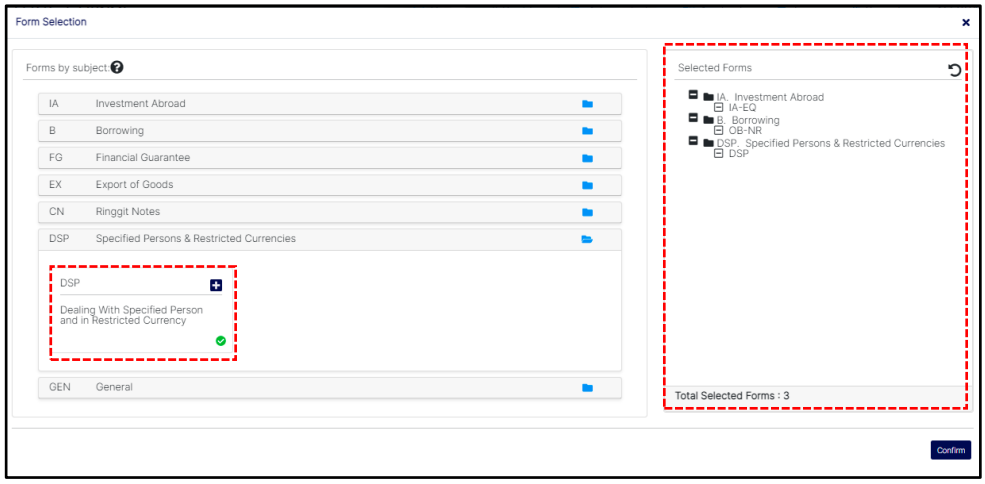
Selected Form(s) section	The forms selected by Applicant/Submitter will be displayed in this section. a) Click on to remove a single form. b) Click on to reset selected forms section by removing all selected form(s). c) Click on to remove a form from the list when multiple forms are selected from the same category.

	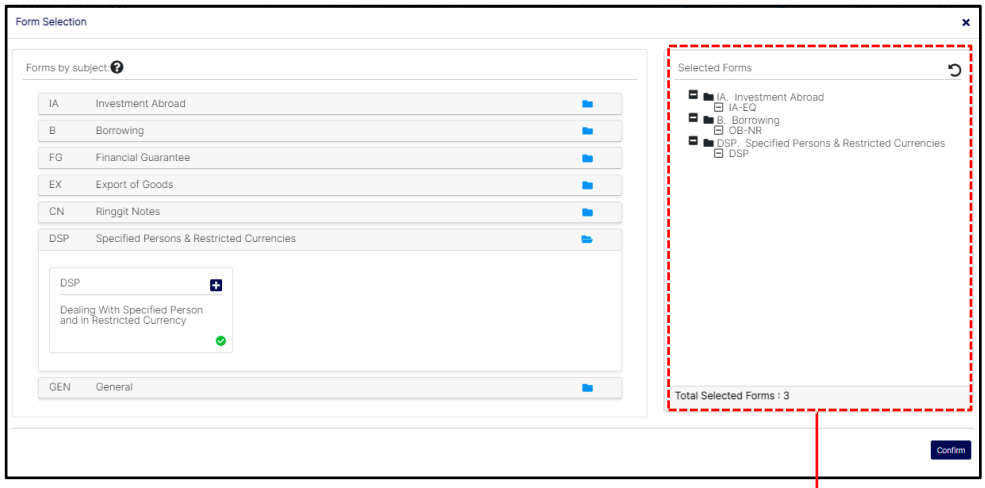 **Total Selected Forms** Display total number of selected forms.
Confirm	Applicant/Submitter can click on the **Confirm** button to proceed to the next screen for application submission of the selected form(s).

1.2 GENERAL ITEMS IN FORMS

General Items are items that are found in every application form which requires the Applicant/Submitter to provide information as follows:

- Cover Page
- Details of Applicant
- Declaration Form
- Attachment(s)

1.2.1. COVER PAGE

Cover page is a standard first page for every Applicant/Submitter to update and save in the system (Customer Information Section - CIS) for any Application, Non-Compliance Case or Enquiry submitted to BNM via online submission.

Note:
*Applicant/Submitter is required to select under **Type of Submission** whether the application is for **Own Submission** or **Third-Party Submission**. If user selects Third-Party Submission, then user is required to provide Applicant Name before user can proceed to the next screen.*

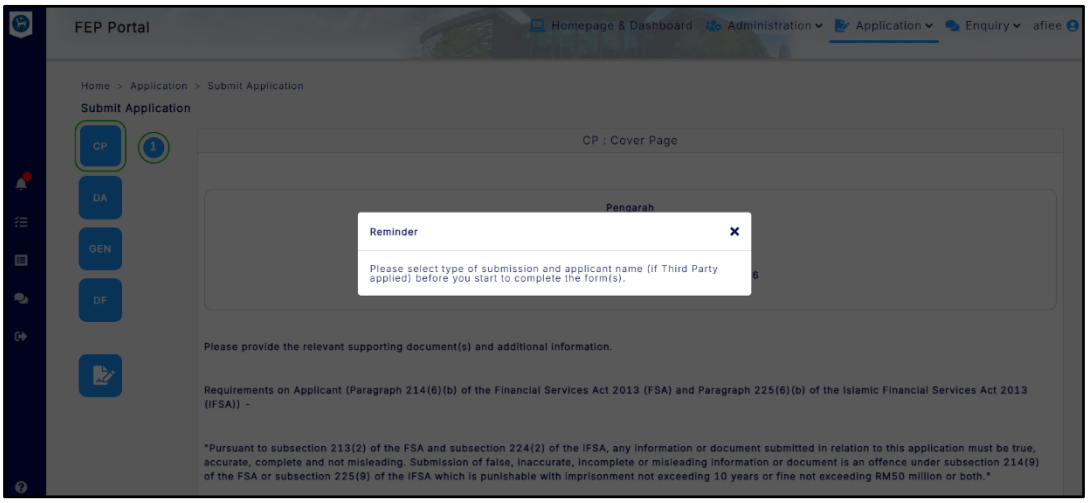

Figure 6.1 - 3 Application – Submit Application (Reminder)

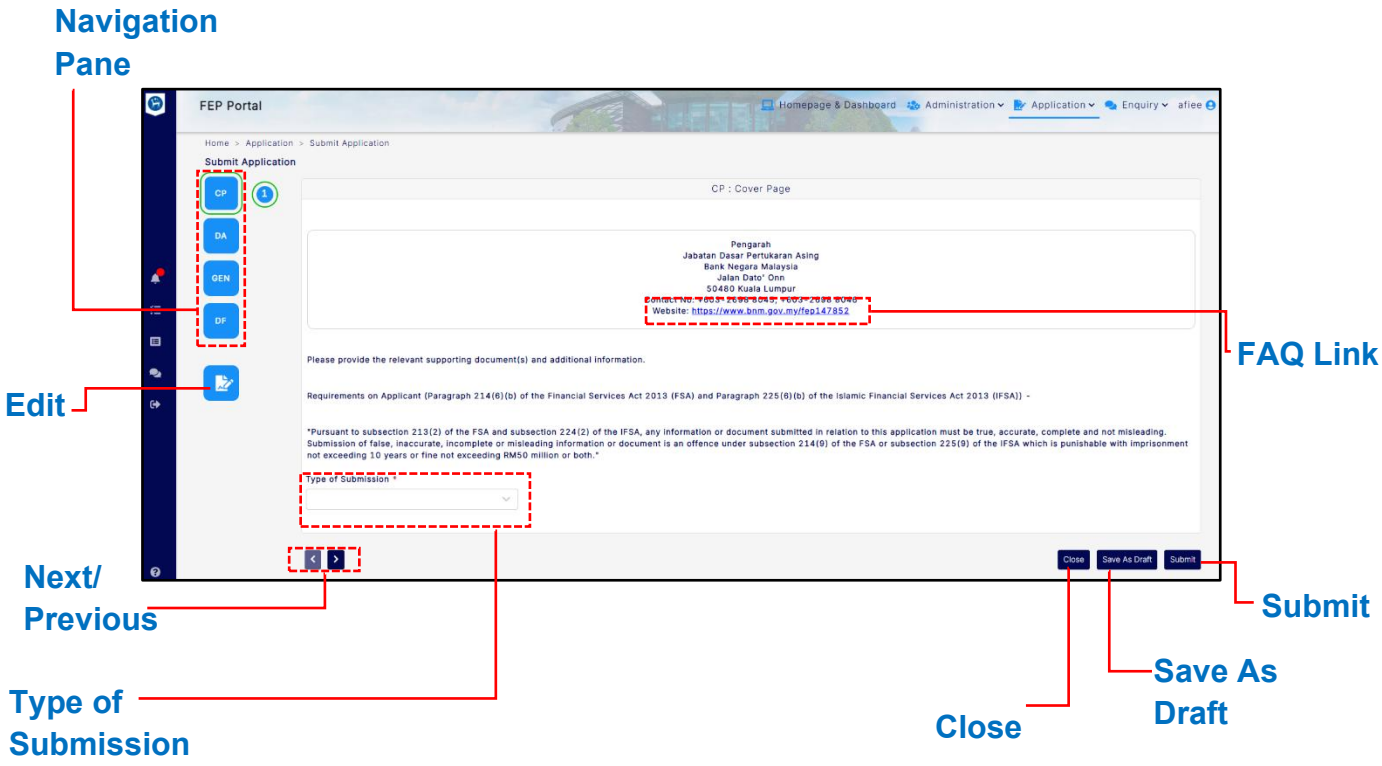

Figure 6.1 - 4 Application – Submit Application (Cover Page)

Type of Submission	Applicant/Submitter can chose the type of submission - • Own Submission 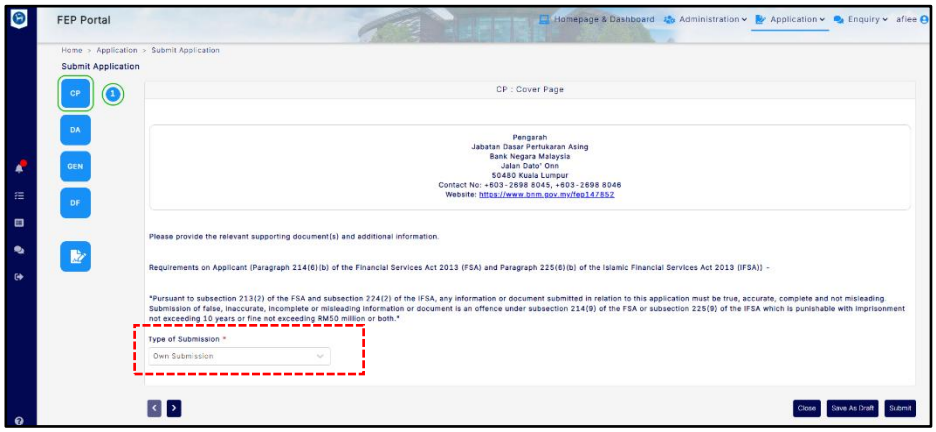 • Third-Party Submission, **"Applicant Name"** field will be displayed and user is required to provide the Applicant's name to proceed with the submission.

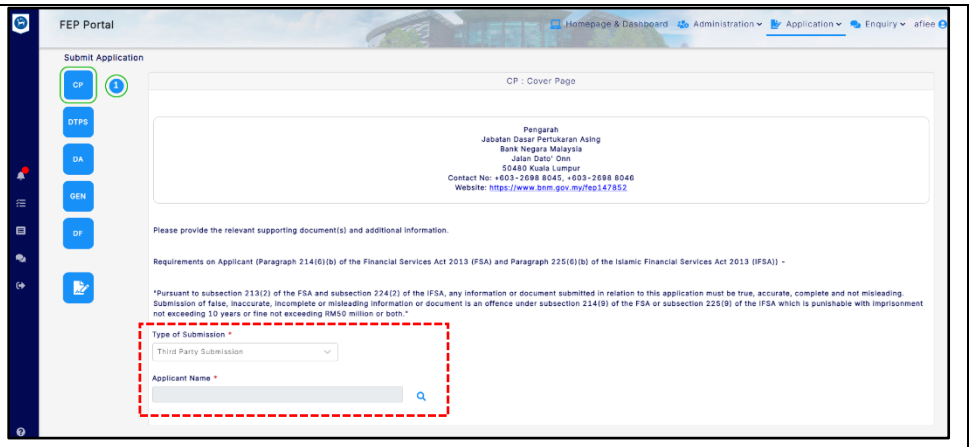

- User can click on icon at **Applicant Name** screen, **"Applicant Name – Add"** screen will be displayed. Applicant/Submitter has to choose and key-in valid input for at least one of the fields in order for system to be able to display the desired result.

  Note:

  Applicant Name will only be displayed if the Applicant or Third-Party Submitter has configured the Applicant details under Manage Third-Party screen (please refer to Chapter 4: System Administration & Maintenance).



- Click at the **Applicant Name** and click on the **Confirm** button. The selected Applicant Name will be displayed at the Cover Page and Applicant/Submitter may proceed to the next screen of the form to provide details of the application.

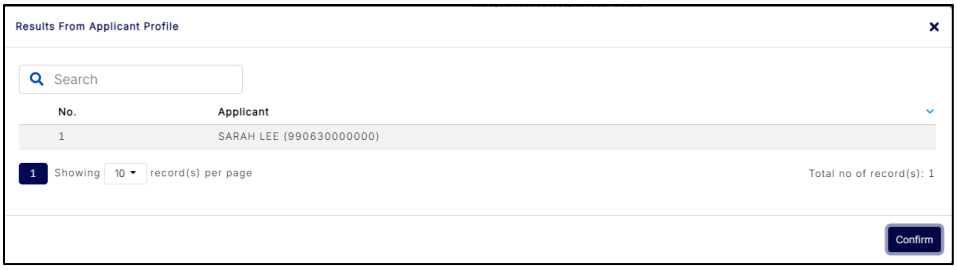

<table>
<tr><td></td><td>
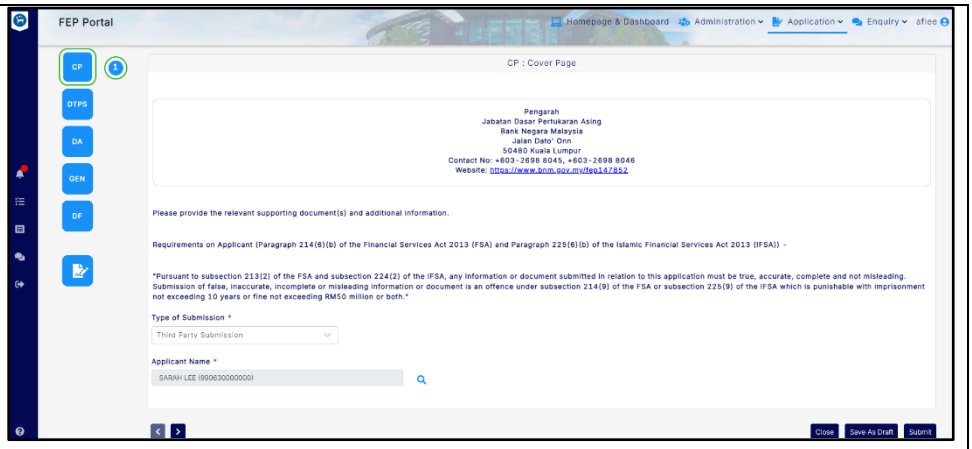

- This message will be displayed when Applicant/Submitter did not key-in Type of Submission at the Cover Page

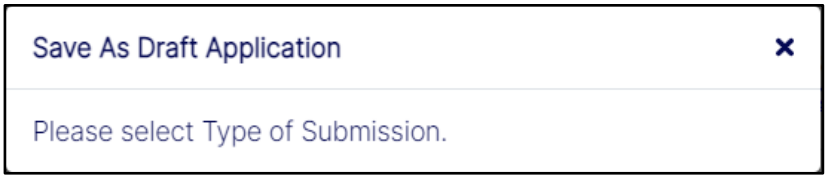

</td></tr>
<tr><td>FAQ Link</td><td>Click on this link and system will navigate users to the FAQ website.</td></tr>
<tr><td>Navigation Pane</td><td>
Applicant/Submitter can navigate through the application form -

- **CP**: Cover Page
- **DA**: Details of Applicant
- **GEN:** This is subject to the form(s) selected during form selection (may display more than one if user has selected multiple forms).
- **DF**: Declaration Form
- **Edit:** Edit Form selection. When user clicks on this  icon, user will return to the Form Selection page.

Green indicator: When Applicant/Submitter has provided input for all mandatory fields successfully, the icon at the navigation pane will turn green and the form is ready to be submitted

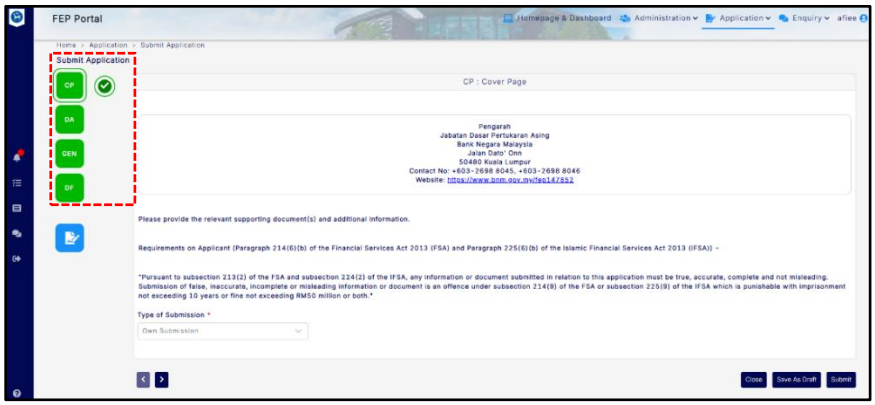

</td></tr>
</table>

	Red indicator: When Applicant/Submitter clicks on **Submit** button without providing inputs for all mandatory fields, the icon at the navigation pane will turn red. The mandatory field will be highlighted with alert message at specific page. Users can use the navigation pane to locate the missed out mandatory field by clicking on the red icon. 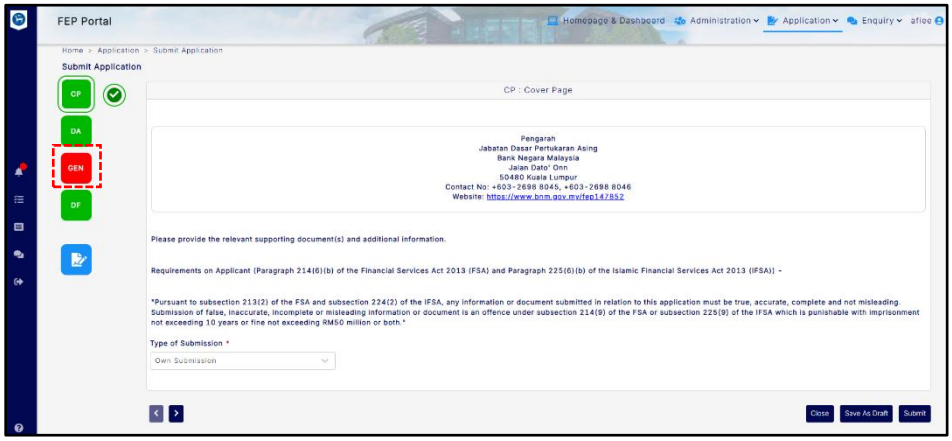 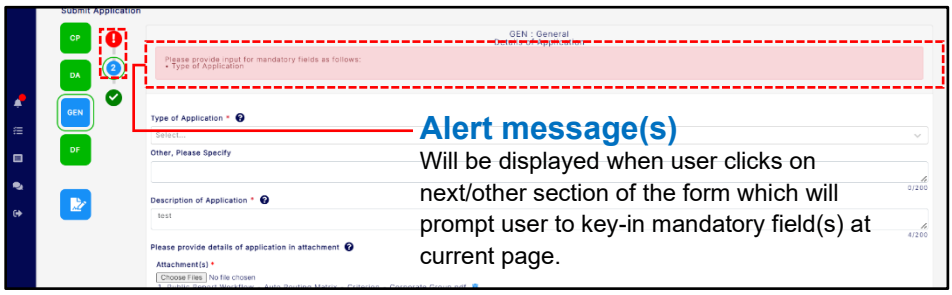
Edit	Edit selection form icon will allow Applicant/Submitter to return to Form Selection page where user can edit the form selection. 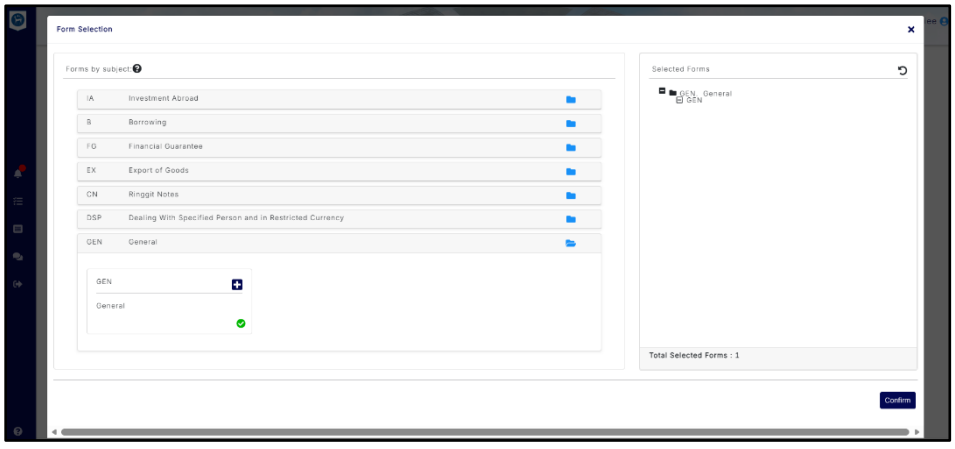
Next/ Previous	Navigate to next or previous page of the online application form.
Close	When user clicks on the **Close** button, system will navigate back to **"Homepage & Dashboard"** screen.

<table>
<tr><td>Save As Draft</td><td>When user clicks on the Save as Draft button, system will save the form information keyed-in by Applicant/Submitter as draft. The application form has not been submitted to BNM yet at this stage.
Upon successfully saving the form as draft, an Application ID will be displayed in the pop-up message for user’s reference.

</td></tr>
<tr><td>Submit</td><td>When Applicant/Submitter clicks on the Submit button, the application form will be submitted to BNM.
Upon successful submission, an Application ID will be displayed in a pop-up message for user’s reference. This message will be displayed when Applicant/Submitter has keyed-in all required mandatory fields in the application form.

Otherwise, a reminder message will be prompted instead when Applicant/Submitter clicks on the Submit button when Applicant/Submitter has missed out one or more mandatory fields.
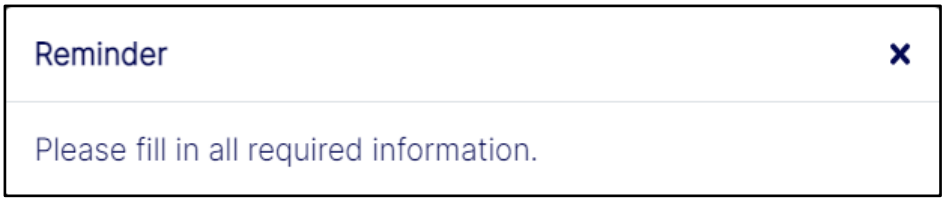
</td></tr>
</table>

1.2.2. DETAILS OF APPLICANT

Applicant/Submitter is allowed to view and edit necessary information on the details of the Applicant in the following sections:

a. Applicant Information
b. Privilege Code
c. Correspondence Address
d. Contact Person
e. Senior Management Contact Details

Note:
Applicant/Submitter is advised to check application forms to ensure details are accurate.

A quick access link to view / download / edit[1] details of the Applicant from Update Applicant Profile screen.

a. Financial Statement
b. Corporate Group Structure
c. Major Shareholders and Board of Directors

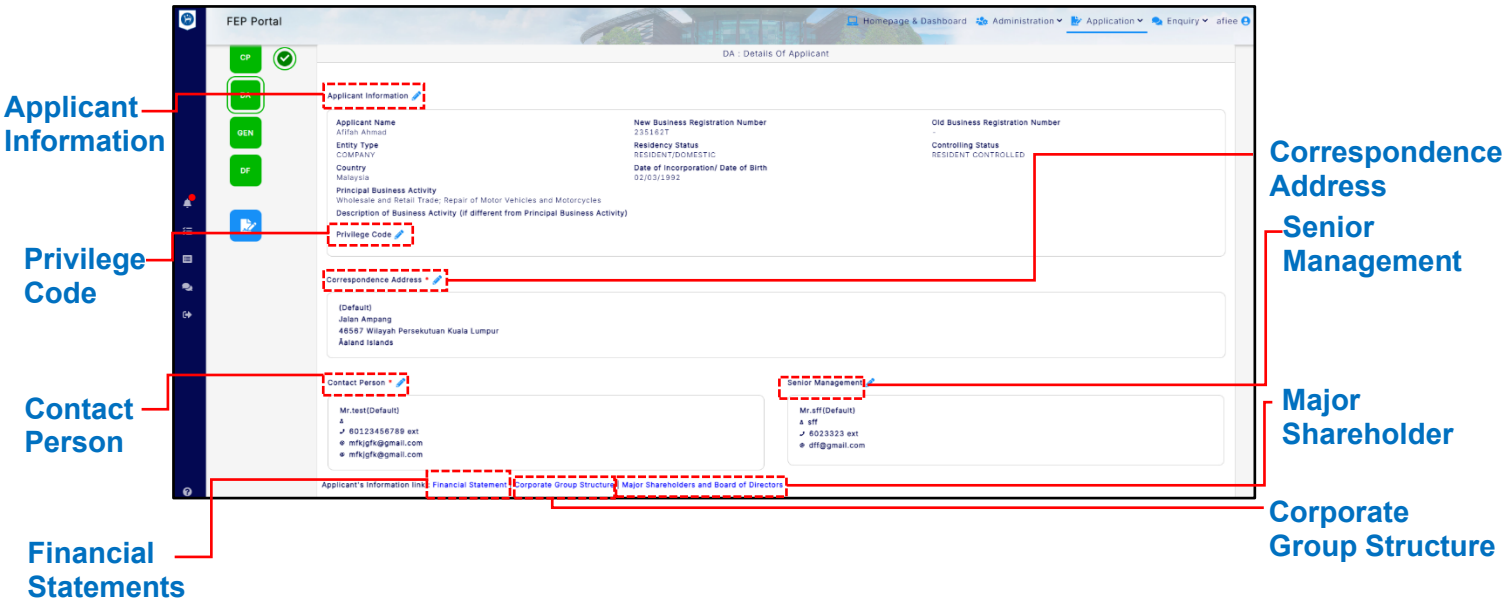

Figure 6.1 - 5 Application – Submit Application (Details of Applicant)

[1] Edited details here will be saved directly into FEP-Applicant Profile table.

Application Information	Users can click on icon at Applicant Information and **Edit Applicant Information** screen will be displayed. If Applicant/Submitter wants to edit the details of Applicant Information, Applicant/Submitter is required to key-in all fields in this screen before clicking on the **Save** button. 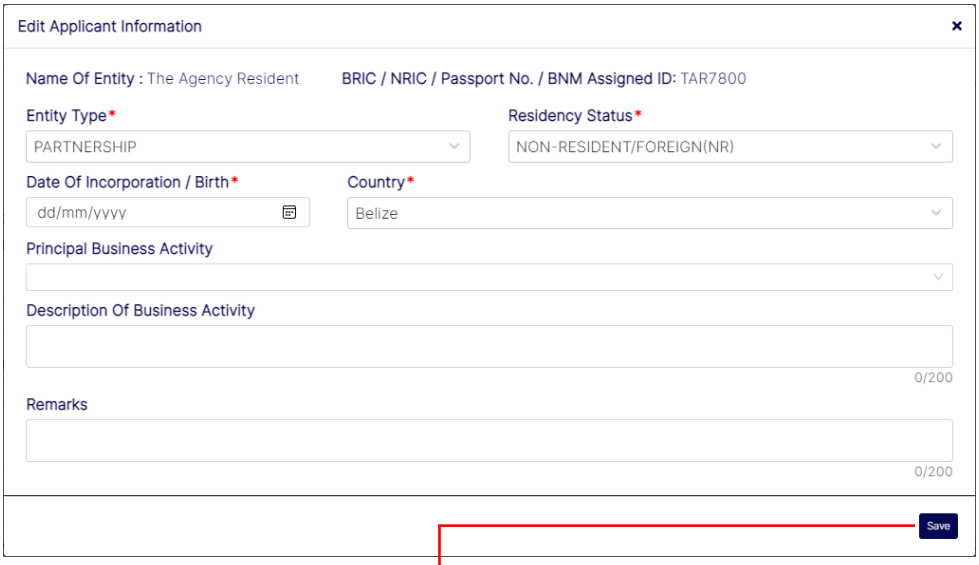 **Save** Upon saving successfully, the inputs will be recorded at Applicant Information.
Privilege Code	Users can click on icon at Privilege Code and **Privilege Code** screen will be displayed to show the Privilege Code of the Applicant as per registered in Update Applicant Profile. • If Applicant/Submitter wants to add a privilege code, user has to select the appropriate code recognized by BNM from a dropdown list before clicking on the **Save** button. 

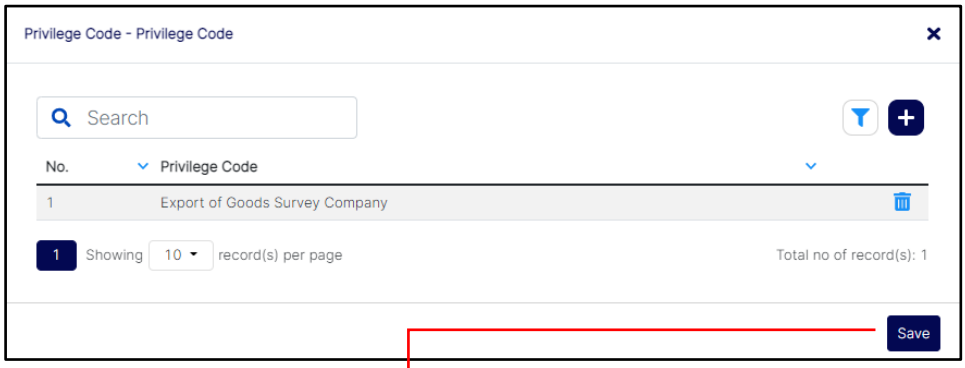

Save
Upon saving successfully, the inputs will be recorded at Privilege Code listing.

- User can delete any privilege code by clicking on icon at **Privilege Code** screen, **"Privilege Code – Delete"** confirmation message will be displayed and clicking on the **Confirm** button will delete the record. Upon deletion, the Privilege Code will be removed from the main listing.



Confirm
Confirm to delete existing Privilege Code.

Correspon-dence Address

Applicant/Submitter can manage the Correspondence Address in Details of Applicant section using Add, Edit or Delete functions.

- User can click on icon at Correspondence Address and **Change Correspondence Address** screen will be displayed.

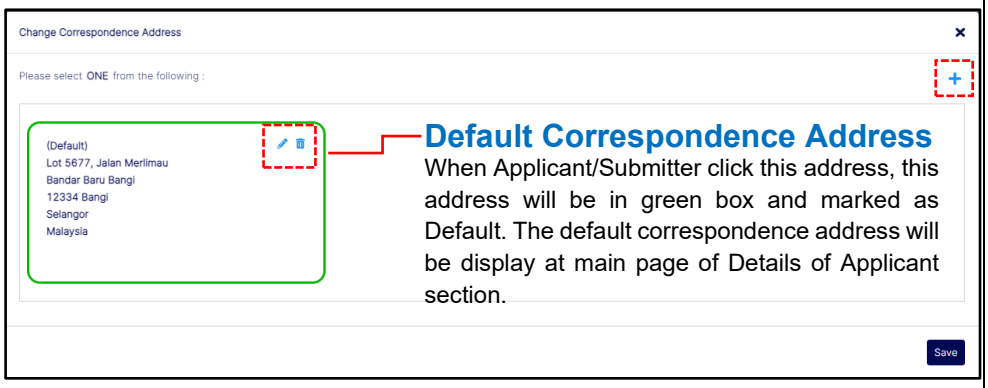

Default Correspondence Address
When Applicant/Submitter click this address, this address will be in green box and marked as Default. The default correspondence address will be display at main page of Details of Applicant section.

- User can click on + icon at **Change Correspondence Address** screen and **"Correspondence Address – Add"** screen will be displayed. Users are advised to maintain and provide latest correspondence address in **Update Applicant Profile**. This function is optional and only applicable if Applicant/Submitter wants to add or change the correspondence address.

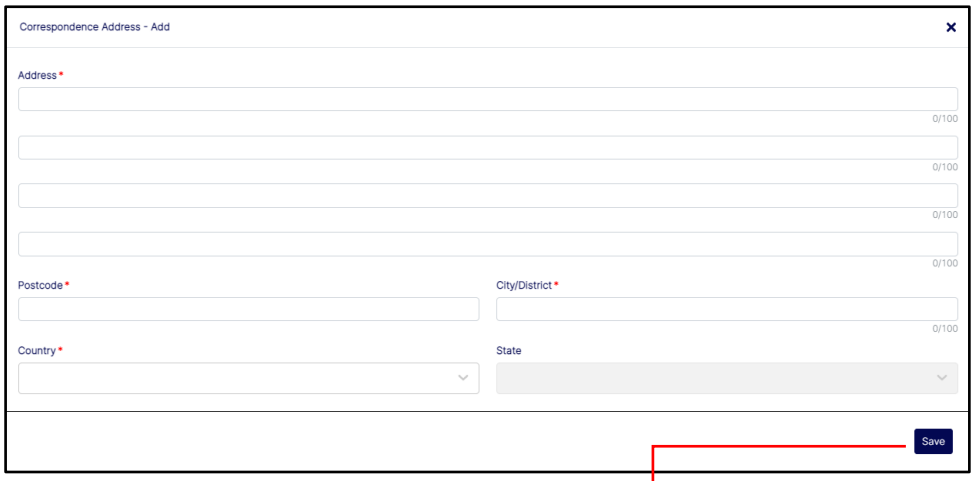

Save
Upon saving successfully, the inputs will be recorded in Change Correspondence Address screen.

- User may choose to edit an existing correspondence address by clicking on icon at **Change Correspondence Address** screen and **"Correspondence Address – Edit"** screen will be displayed. Applicant/Submitter is required to key-in all fields before clicking on the **Save** button.

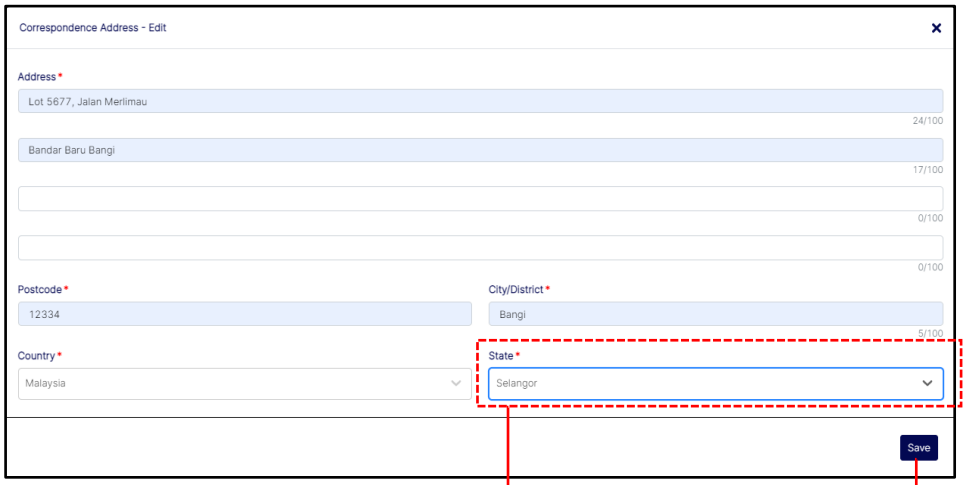

State
This field only available when Applicant/Submitter chose **"MY – Malaysia"** at Country field.

Save
Upon saving successfully, the inputs will be recorded in Change Correspondence Address screen.

<table>
<tr><td></td><td>

- User may choose to delete any address by clicking on icon at **Change Correspondence Address** screen, **"Correspondence Address – Delete"** confirmation message will be displayed. Users can click on the **Confirm** button to delete the record. After that, the Correspondence Address will be removed from the main listing.

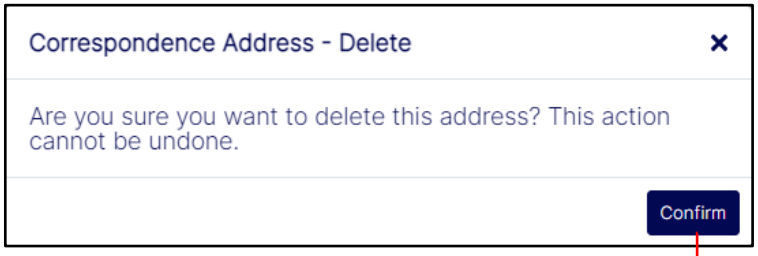

Confirm
Confirm to delete existing correspondence address.

</td></tr>
<tr><td>Contact Person</td><td>

Applicant/Submitter can manage the Contact Person in **Details of Applicant** section by using **Add**, **Edit** or **Delete** functions.

- Users can click on icon at Contact Person and **Change Contact Person** screen will be displayed.

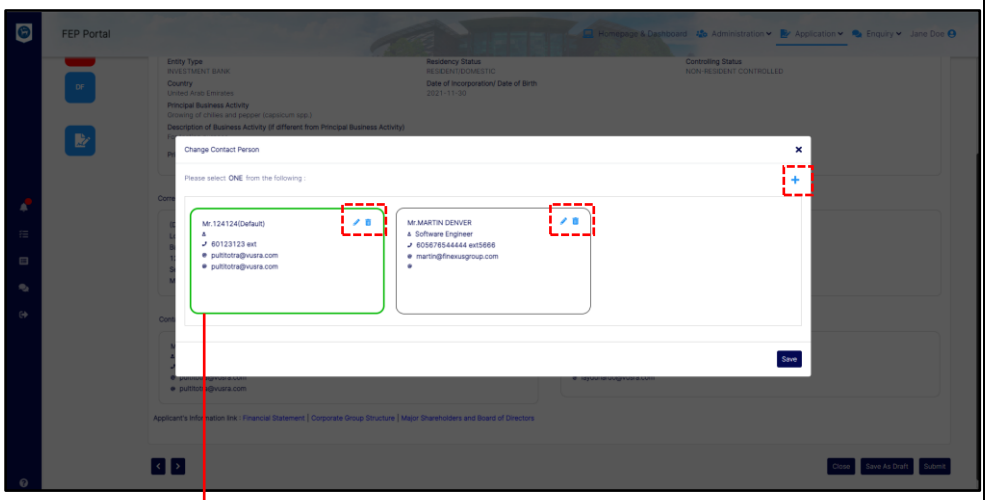

Default Contact Person
The box will turn green upon Applicant/Submitter clicking on it which means it has been marked as Default. The default contact person will be displayed at main page of Details of Applicant section.

- User can click on + icon at **Change Contact Person** screen and **"Contact Person – Add"** screen will be displayed. Applicant/Submitter is advised to key-in input for this section to provide the details of a contact person for ease of communication and Applicant/Submitter is required to key-in all fields in this screen before clicking on the **Save** button.

</td></tr>
</table>



Save
Upon saving successfully, the inputs will be recorded in Change Contact Person screen.

- User can chose any address to edit by clicking on icon at **Change Contact Person** screen and **"Contact Person – Edit"** screen will be displayed. Applicant/Submitter is required to key-in all fields before clicking on the **Save** button.



Save
Upon saving successfully, the inputs will be recorded in Change Contact Person screen.

- User can choose to delete any contact by clicking on icon at **Change Contact Person** screen and **"Contact Person – Delete"** confirmation message will be displayed. Upon clicking on the **Confirm** button, the Contact Person will be removed from the main listing.

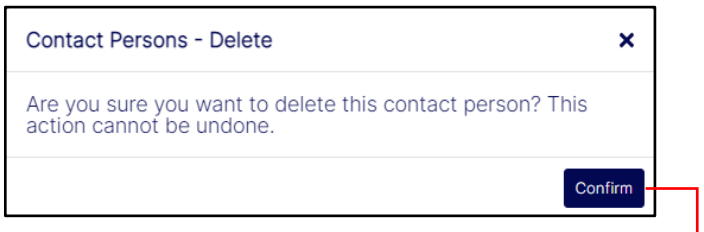

Confirm
Confirm to delete existing correspondence address.

Senior Management	Applicant/Submitter can manage the Senior Management Contact in Details of Applicant section by using **Add**, **Edit** or **Delete** functions. • Users can click on icon at Senior Management and **Senior Management Contact Details** screen will be displayed. 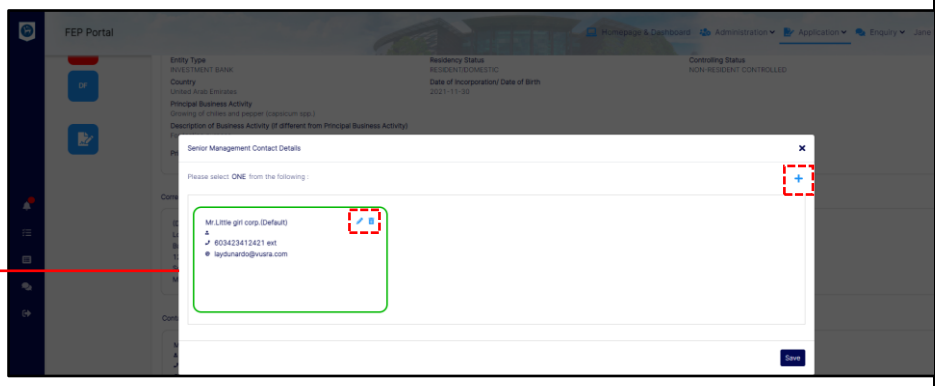 **Default Senior Management Contact** The box will turn green upon Applicant/Submitter clicking on it, which means it is marked as Default. The default senior management contact will be displayed at main page of Details of Applicant section. • User can click on + icon at **Senior Management Contact Details** screen and **"Senior Management Contact Details – Add"** screen will be displayed. Applicant/Submitter is advised to key-in input in this section to provide the details of senior management contact person and Applicant/Submitter is required to key-in all fields in this screen before clicking on the **Save** button. *Note:* *Applicant/Submitter will not be able to receive a reply letter in the event this information is not provided.* 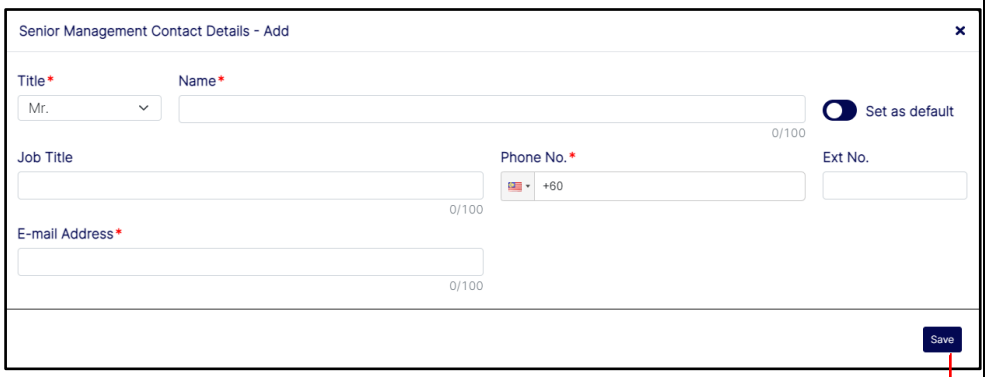 **Save** Upon saving successfully, the input will be recorded in Senior Management Contact Details screen.

<table>
<tr>
<td></td>
<td>

User can chose to edit any address by clicking on icon at Senior Management Contact Details screen and “Senior Management Contact Details – Edit” screen will be displayed. Applicant/Submitter is required to key-in all fields before clicking on the Save button.

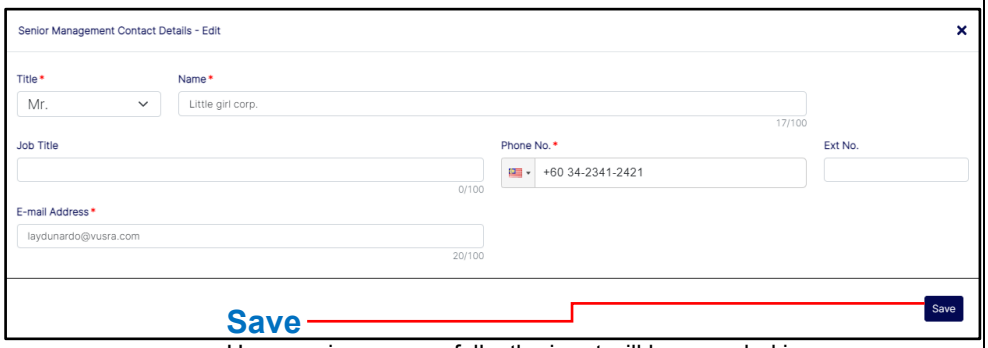

Save
Upon saving successfully, the input will be recorded in Senior Management Contact Details screen.

User can chose to delete a contact by clicking on icon at Senior Management Contact Details screen and “Senior Management Contact Details – Delete” confirmation message will be displayed. Upon clicking on the Confirm button, the Senior Management Contact Details will be removed from the main listing.

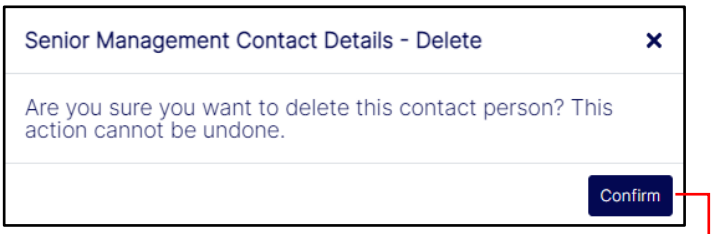

Confirm
Confirm to delete existing Senior Management Contact.
</td>
</tr>
<tr>
<td>Financial Statement</td>
<td>
Applicant/Submitter can manage the Financial Statement in Details of Applicant section by using the Upload or Delete functions.

Users can click on the Financial Statement hyperlink at Applicant's Information link and Financial Statement screen will be displayed.

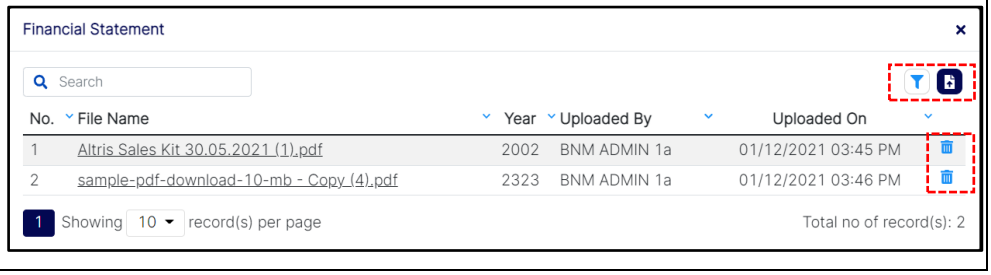

</td>
</tr>
</table>

<table>
<tr>
<td></td>
<td>

If user wants to upload a file for the Applicant, user can click on icon and “Financial Statements – Upload File” screen will be displayed. Click on Save button to save uploaded record.

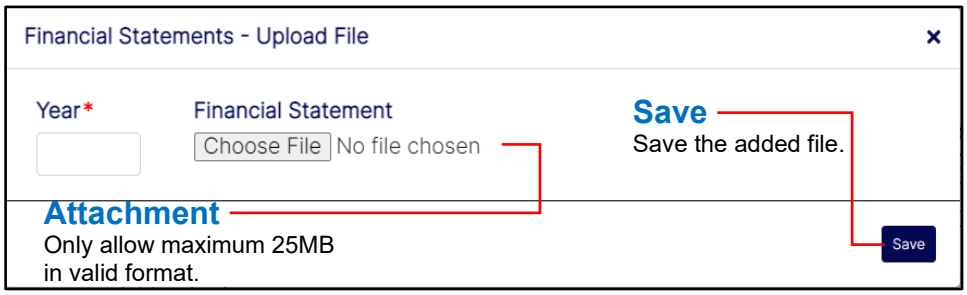

User can click on icon and “Financial Statements – Filter By” screen will be displayed.

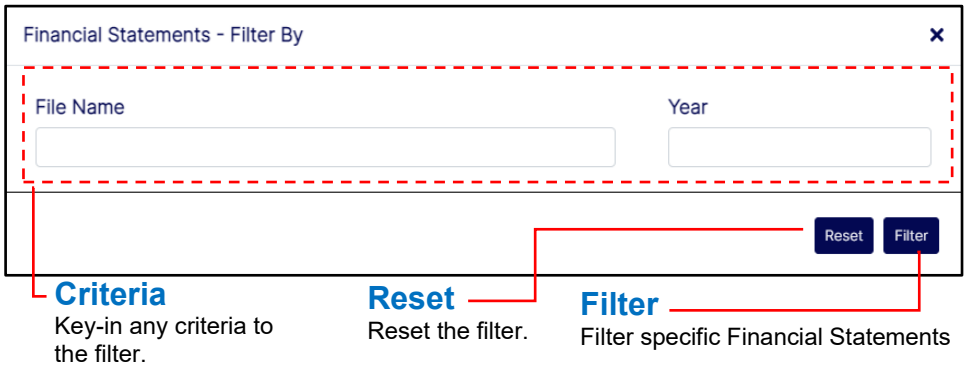

User can choose to delete any statement by clicking on icon at Financial Statements screen and “Financial Statements – Delete” confirmation message will be displayed. Upon clicking on the Confirm button, the financial statement will be removed from the main listing.

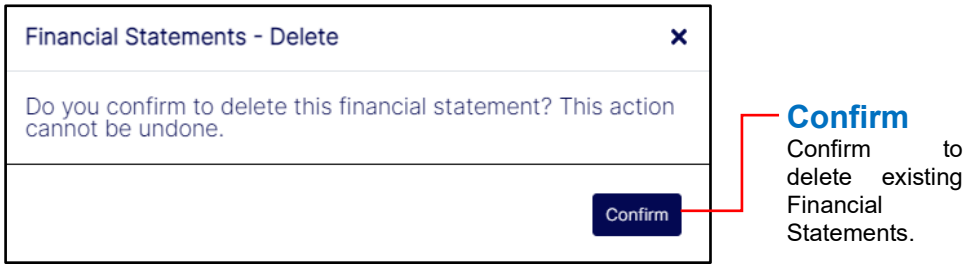

</td>
</tr>
<tr>
<td>Corporate Group Structure</td>
<td>Applicant/Submitter can manage the Corporate Group Structure in Details of Applicant section by using Edit, Add or Delete functions.

If user has not configured a corporate structure for the Applicant, the screen will be displayed as follows:

</td>
</tr>
</table>



- Users can click on Corporate Group Structure hyperlink at Applicant's Information link and **Corporate Group Structure** screen will be displayed.



- If Applicant/Submitter wants to configure to add an entity in the Corporate Group Structure, user can click on icon and **"Corporate Group Structure – Add"** screen will be displayed. For any new configuration, the parent company will be added first. User can click on the **Save** button to save the record.

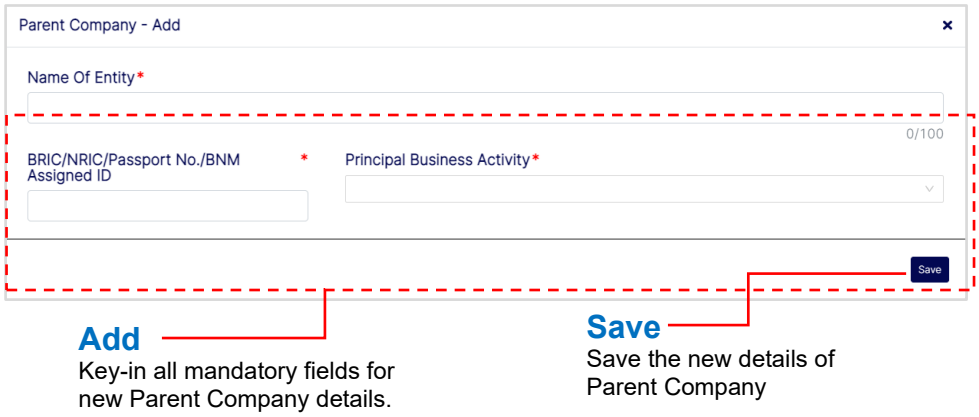

- If Applicant/Submitter wants to upload a file on Corporate Group Structure, user can click on icon and **"Corporate Group Structure – Upload File"** screen will be displayed. User can click on the **Save** button to save the record.

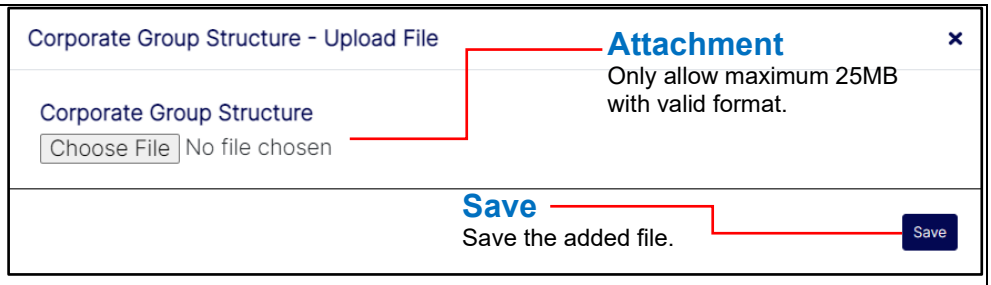

- If Applicant/Submitter wants to edit an existing corporate group structure, user can click on icon and Parent Company / Subsidiary Company - Edit screen will be displayed. User can click on the **Save** button to save amended details.

(a) Parent Company – Edit

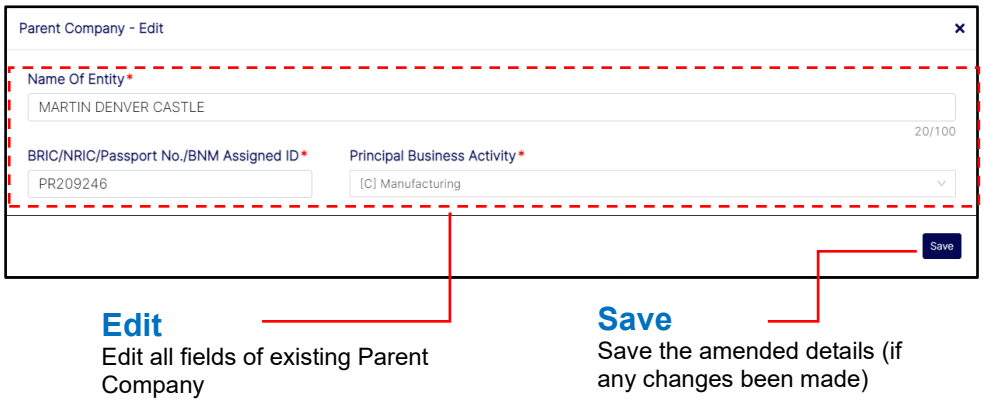

(b) Subsidiary Company – Edit

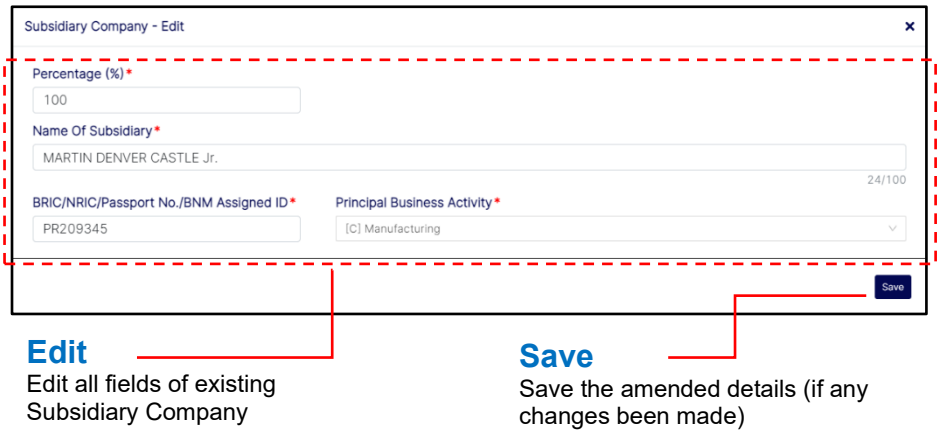

- If Applicant/Submitter wants to add one or more new subsidiary company, user can click on + icon and "**Subsidiary Company – Add"** screen will be displayed. User can click on the **Save** button to save the record. For percentage of shareholding in subsidiary, the total of percentage (%) MUST not exceed **100%** for each subsidiary.

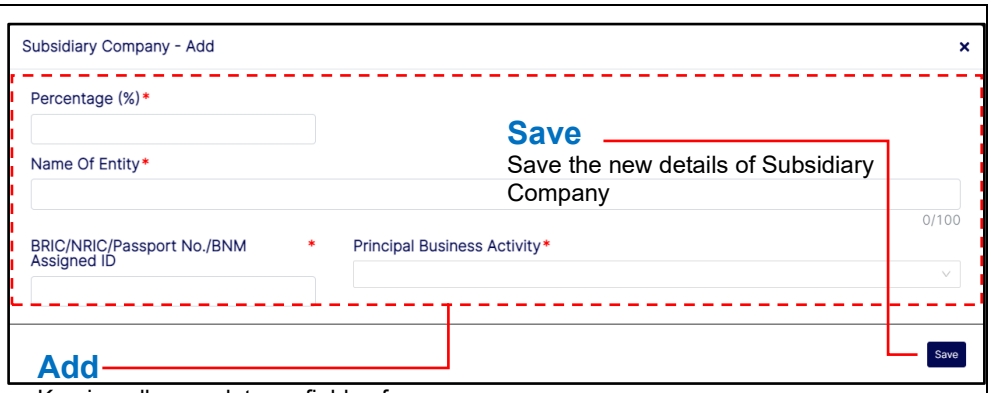

- If Applicant/Submitter wants to delete an existing Parent Company / Subsidiary Company, user can click on icon and a confirmation message will be displayed.

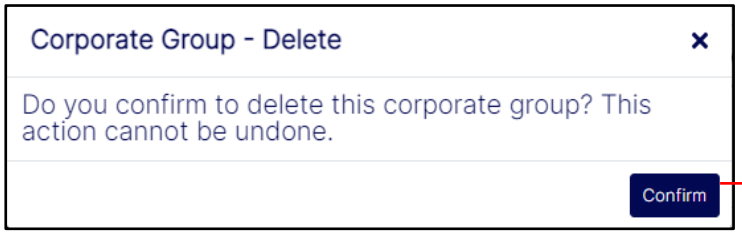

- If Applicant/Submitter wants to delete an existing file uploaded on corporate group structure, user can click on icon and a confirmation message will be displayed.



- After user have completed the configuration of the corporate group structure, a successful message will be displayed after clicking on the **Save** button.



Major Shareholders and Board of Directors	Applicant/Submitter can manage the **Major Shareholders and Board of Directors** in **Details of Applicant** section by using the Upload or Delete functions.

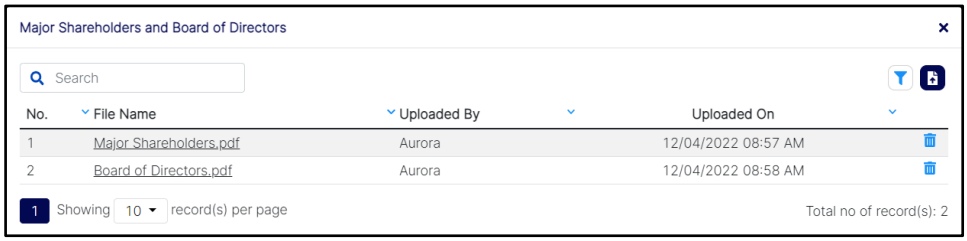

- User can click on icon and "**Major Shareholders and Board of Directors – Upload File**" screen will be displayed. User can click on the **Save** button to save the record.

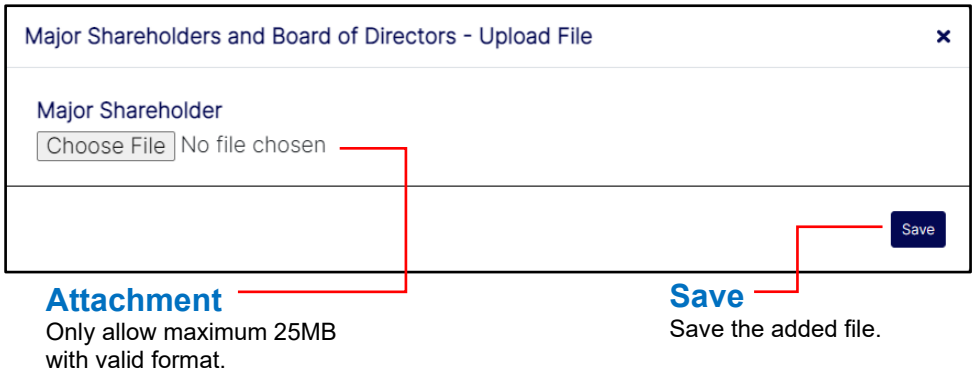

- If Applicant/Submitter wants to delete an existing record of major shareholders and/or Board of Directors, user can click on icon to delete the record. Upon clicking on the **Confirm** button, the Major Shareholders and Board of Directors will be removed from the main listing.



1.2.3. DETAILS OF THIRD-PARTY SUBMITTER

This section will **ONLY** be displayed if Submitter has chosen “Third-Party Submission” at Type of Submission at the Cover Page section.

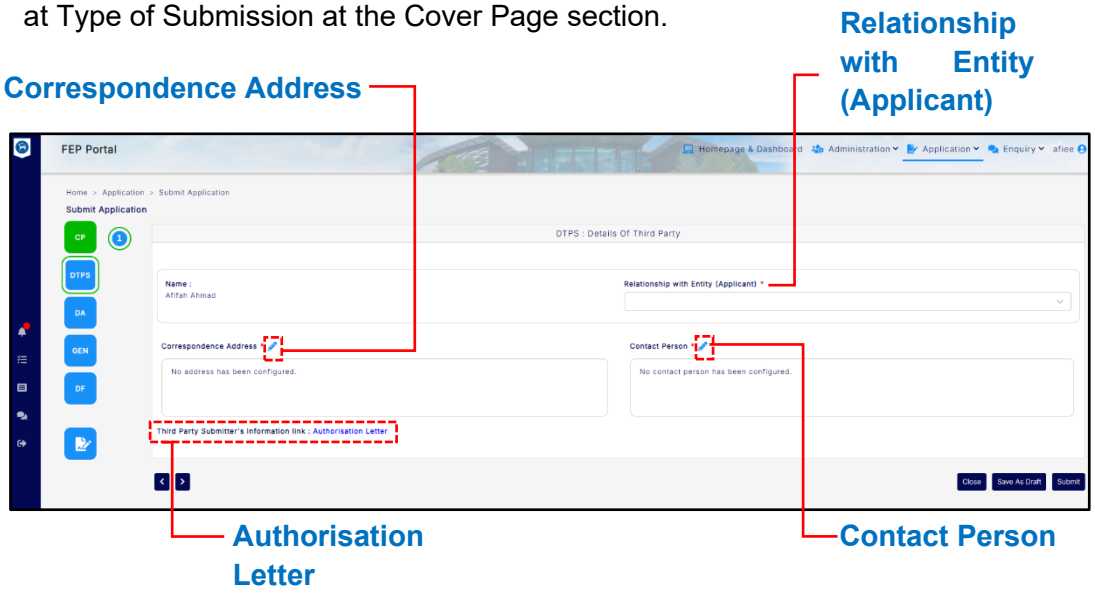

Figure 6.1 - 6 Application – Submit Application (Details of Third-Party Submitter)

Relationship with Entity (Applicant)	Applicant/Submitter is required to key-in inputs for all mandatory fields before moving on to the next page of the form. 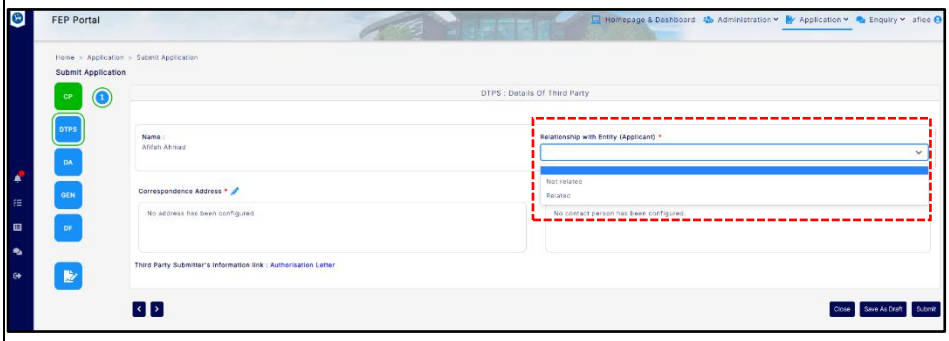
Correspon-dence Address	Applicant/Submitter can manage the Correspondence Address in **Details Third-Party Submitter** section by using **Add**, **Edit** or **Delete** functions. • User can click on icon at Correspondence Address and **Change Correspondence Address** screen will be displayed.

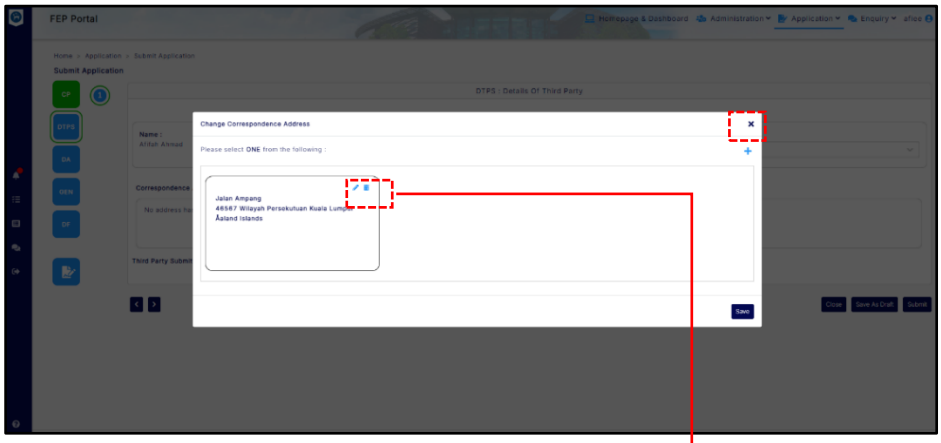

Default Correspondence Address

The box will turn green upon Applicant/ Submitter clicking on it, which means it is marked as Default. The default correspondence address will be displayed at the main page of Details Third-Party Submitter section.

- User can click on + icon at **Change Correspondence Address** screen and **"Correspondence Address – Add"** screen will be displayed. Applicant/Submitter is advised to key-in inputs for this section to provide the details of correspondence address and Applicant/Submitter is required to key-in all fields in this screen before clicking on the **Save** button.

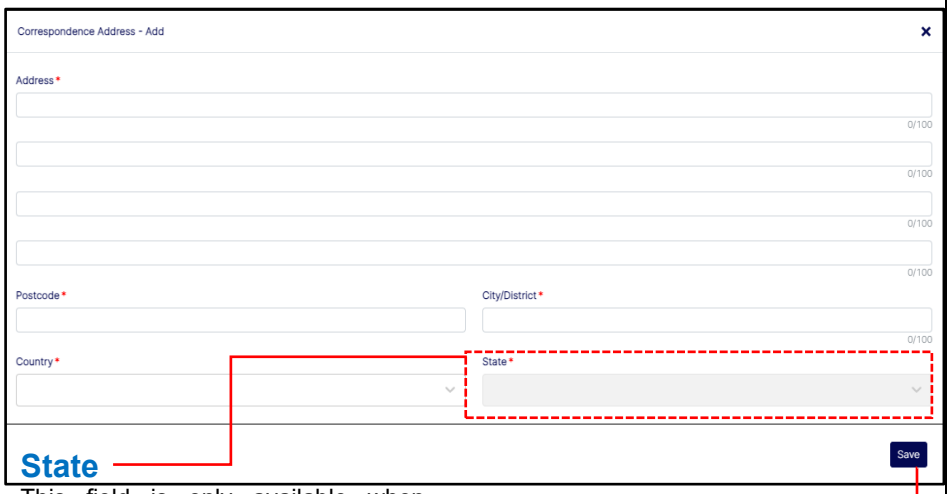

State

This field is only available when Applicant/Submitter choose **"MY – Malaysia"** at Country field.

Save

Upon saving successfully, the inputs will be recorded in Change Correspondence

- User can choose to edit any address by clicking on ✎ icon at **Change Correspondence Address** screen and **"Correspondence Address – Edit"** screen will be displayed. User is required to key-in inputs for all fields before clicking on the **Save** button.

<table>
<tr>
<td></td>
<td>
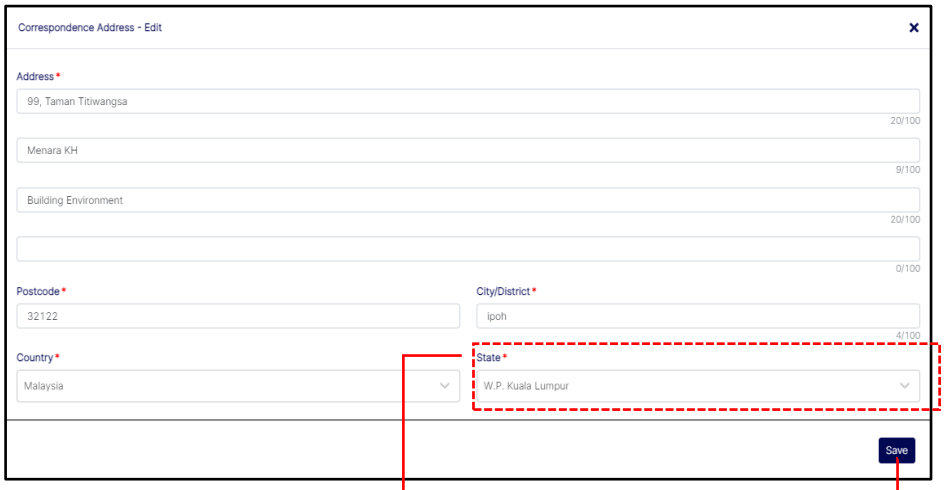

State
This field only available when Applicant/Submitter choose “MY – Malaysia” at Country field.

Save
Upon saving successfully, the input will be recorded in Change Correspondence Address screen.

• User can chose to delete any address by clicking on icon at Change Correspondence Address screen and “Correspondence Address – Delete” confirmation message will be displayed.



Confirm
Confirm to delete existing correspondence address
</td>
</tr>
<tr>
<td>Contact Person</td>
<td>
Applicant/Submitter can manage the Contact Person in Details Third-Party Submitter section by using the Add, Edit or Delete functions.

• Users can click on icon at Contact Person, Change Contact Person screen will be displayed.
</td>
</tr>
</table>

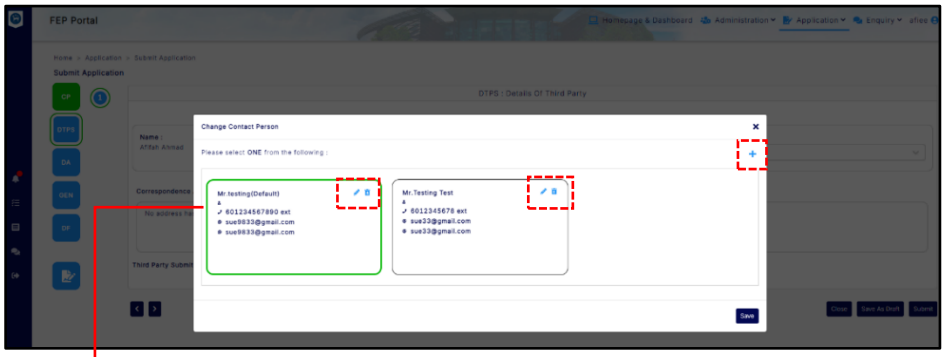

Default Contact Person

The box will turn green upon Applicant/Submitter clicking on it, which means it is marked as Default. The default contact person will be displayed at main page of Details Third Party Submitter section.

- User can click on icon + at **Change Contact Person** screen and **"Contact Person– Add"** screen will be displayed. Applicant/Submitter is advised to provide the details of the contact person; user is required to key-in inputs for all fields before clicking on the **Save** button.



Save

Upon saving successfully, the inputs will be recorded in Change Contact Person screen.

- User can chose to edit any address to edit and click on icon at **Change Contact Person** screen, **"Contact Person – Edit"** screen will be displayed. Applicant/Submitter is required to key-in inputs for all the fields before clicking on the **Save** button.

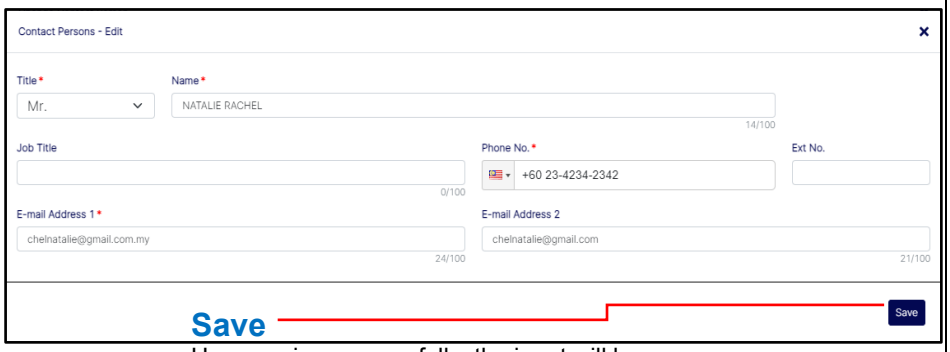

Save

Upon saving successfully, the input will be recorded in Change Contact Person screen.

<table>
<tr>
<td></td>
<td>

User can chose to delete any address by clicking on icon at Change Contact Person screen and “Contact Person – Delete” confirmation message will be displayed.

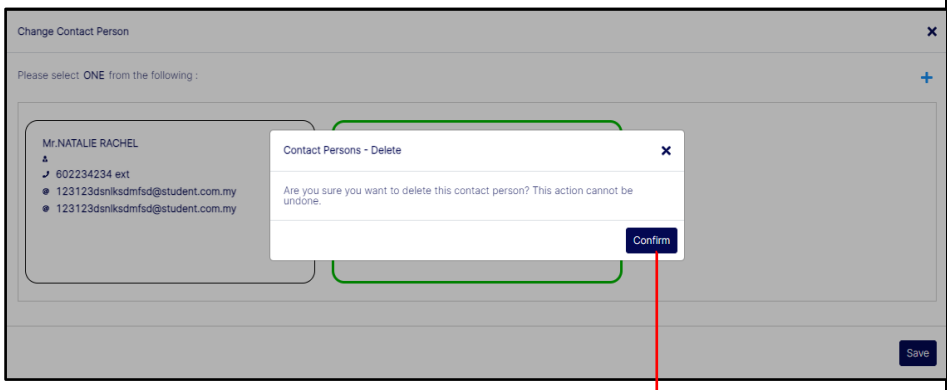

Confirm
Confirm to delete existing correspondence address.
</td>
</tr>
<tr>
<td>Authorisation Letter</td>
<td>
Applicant/Submitter can view or download Authorisation Letter(s) here. Users can click on the download icon, and the Authorisation Letter will be downloaded to user’s local drive.


</td>
</tr>
</table>

1.2.4. DECLARATION FORM

Declaration Form is mandatory to be completed by the Applicant/Submitter for every application submitted to declare that all information provided for the submission is true and accurate.

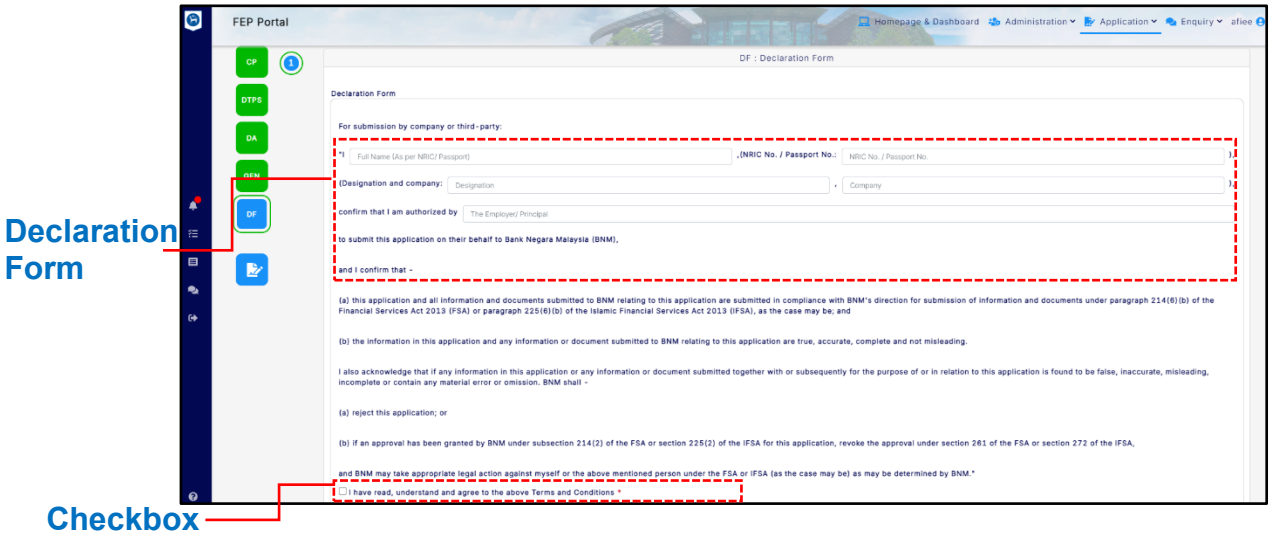

Figure 6.1 - 7 Application – Submit Application (Declaration Form)

Declaration Form	Applicant/Submitter is required to key-in inputs for all the fields in this section accurately. • For Own Submission: Submitter is required to key-in valid BRIC/NRIC and Full Name.
Checkbox	When Applicant/Submitter has successfully keyed-in all mandatory fields, Applicant/Submitter is required to click on the checkbox to proceed with the submission. 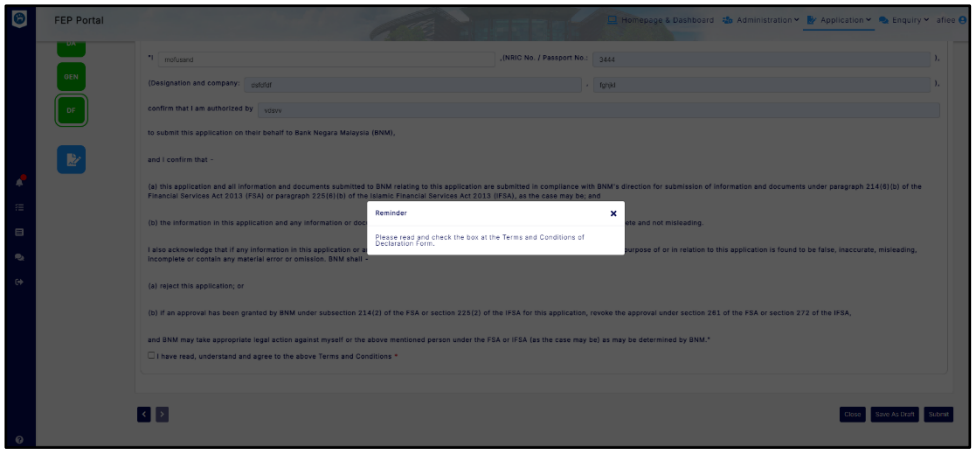

1.2.5. ATTACHMENT(S)

Note:

*System will only accept attachment(s) in the application that have valid size and format. The size of any file attached must be equal or less than **25MB**. The valid format for file uploads is - Words Document (**doc, docx**), Excel document (**xls, xslx**), Power Point document (**pptx, ppt**), PDF Document (**pdf**), CSV document (**csv**), Text Document (**txt**), Picture (**jpg, png**) and Zip file (**zip, rar, 7zip**)*

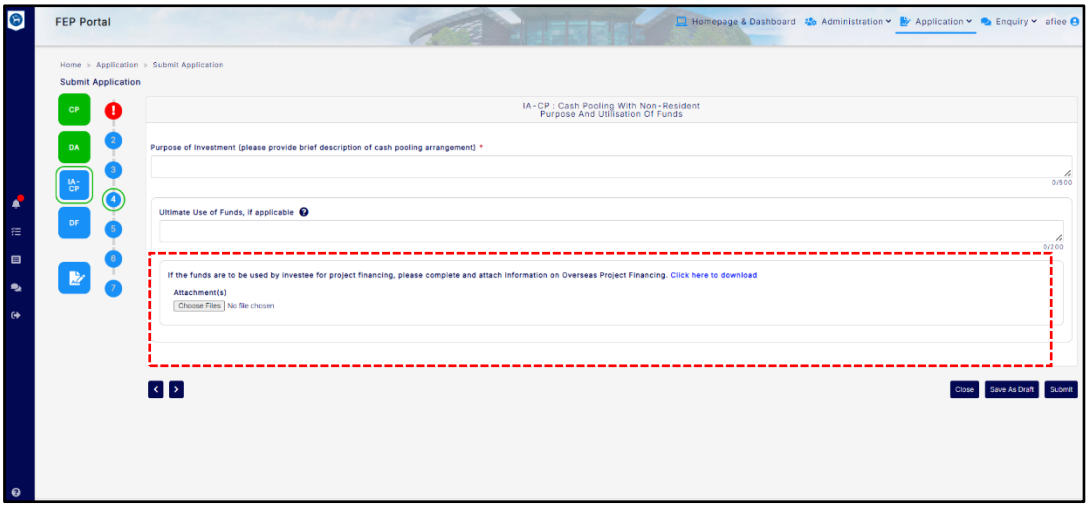

Figure 6.1 - 8 Application – Submit Application (Attachment section in form)

Download Link	Any hyperlink with '*Click here to download*' is for Applicant/Submitter to download the template and key-in the required information in that template before attaching the template to the application form at the attachment section. • The downloaded file will be stored in Applicant/Submitter's local drive and user is required to open the file and update/amend the details before saving the file in local drive and re-attaching it to the form.

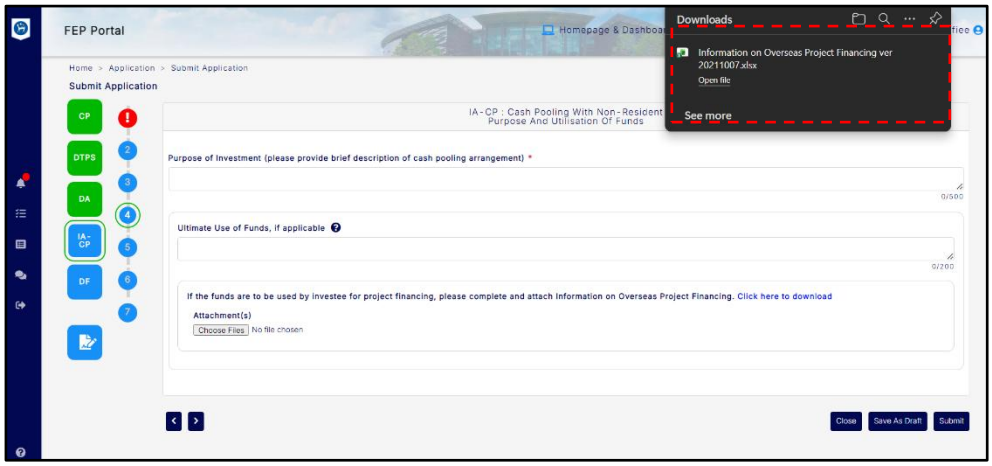

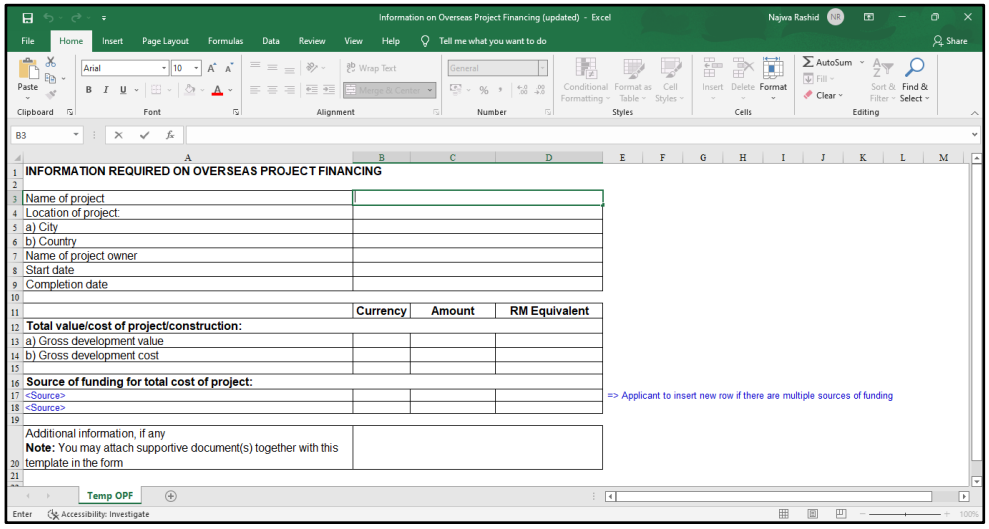

Attach-ment(s)

Applicant/Submitter can attach any file at the attachment section in the application form. Typically, the attachment is required for supporting documents and/or additional information related to that section.

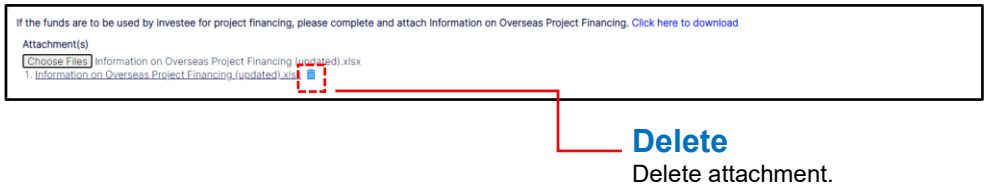

Delete
Delete attachment.

1.2.6. TOOLTIPS

Note:

Applicant/Submitter is advised to hover the mouse and read the content of tooltips that are available beside the field name before keying-in details on the application. Tooltips in the form are guides to assist Applicant/Submitter to complete the form accurately.

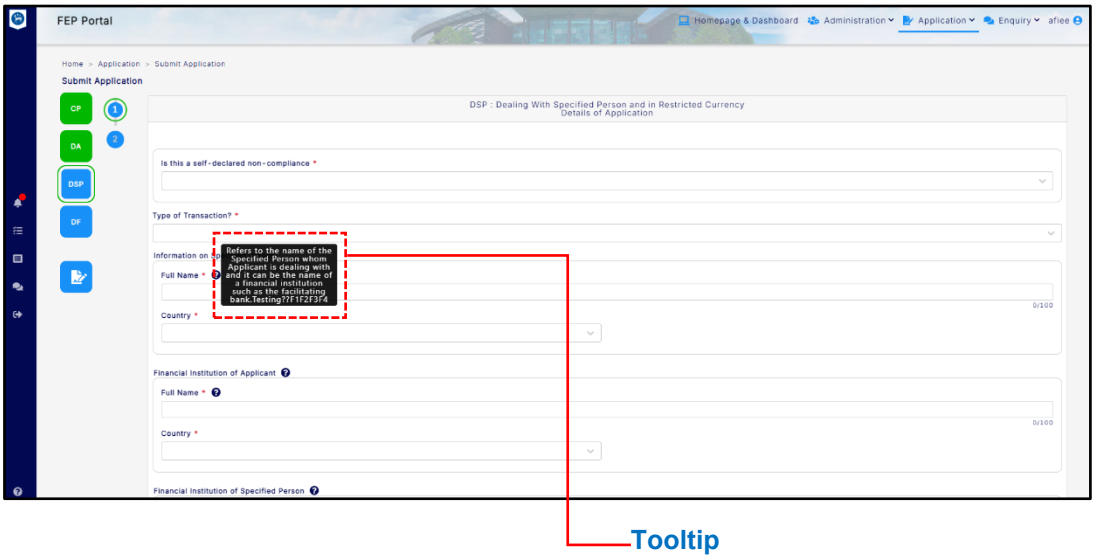

Tooltip

Hover the mouse over icon to display the tooltip content as guide and/or additional information of the inputs item in the form.

Figure 6.1 - 9 Application – Submit Application (Tooltip)

1.2.7. SELF-DECLARED NC SECTION (NC-GEN)

Applicant/Submitter can make a self-declaration of non-compliance (breach of FEP rules) together with an online application to continue with the transaction such as investment abroad or offshore borrowing.

Note:

*Additional pages (Form NC-GEN) will be added to the application form when Applicant/Submitter selects **YES** at - "Is this a self-declared non-compliance?". Please refer to Section 1 of every application form in the list of forms detailed in paragraph 6.1.2.*

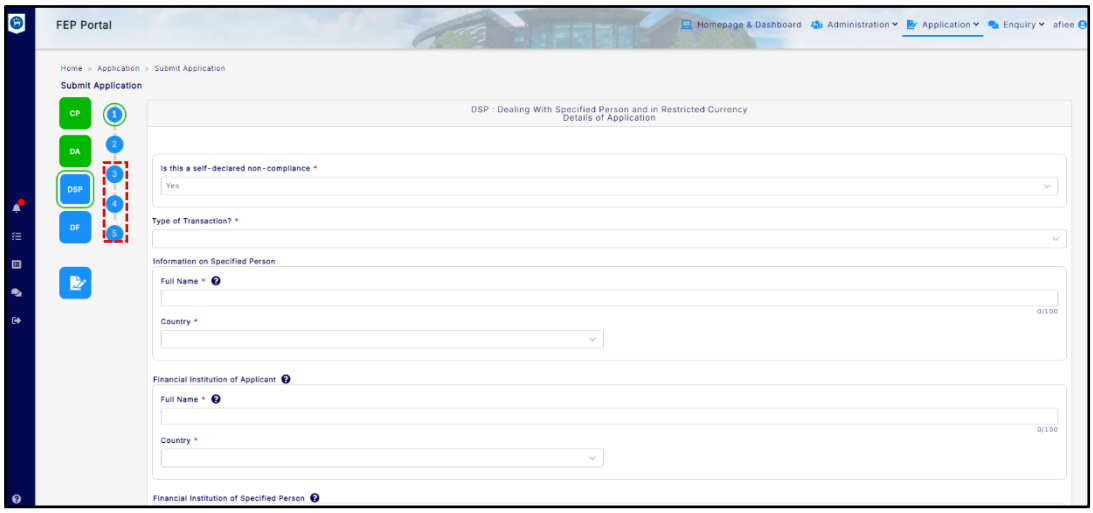

Figure 6.1 - 10 Application – Submit Application (NC Section when self-declared as YES)

Section NC-GEN: Details of Breach	Applicant/Submitter is required to key-in inputs for all mandatory fields before moving on to the next page of the application form. 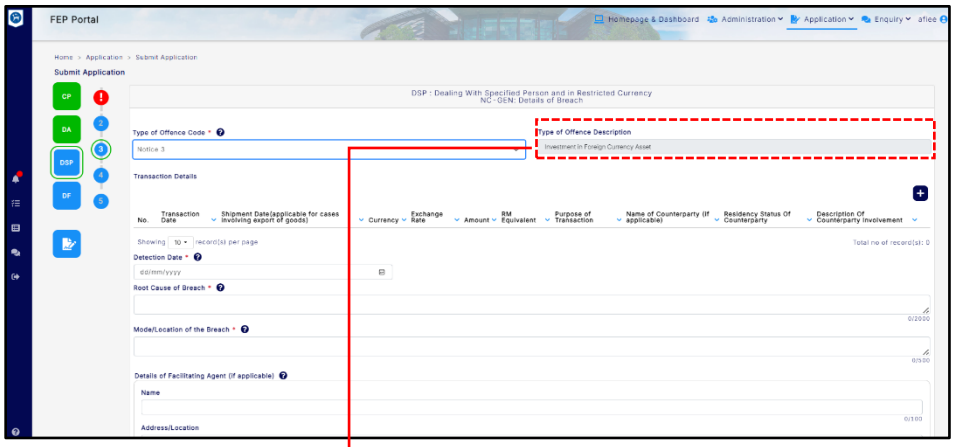 **Type of Offence Description** Not editable. Purpose to display Type of Offence description when user choose any option at Type of Offence Code field. 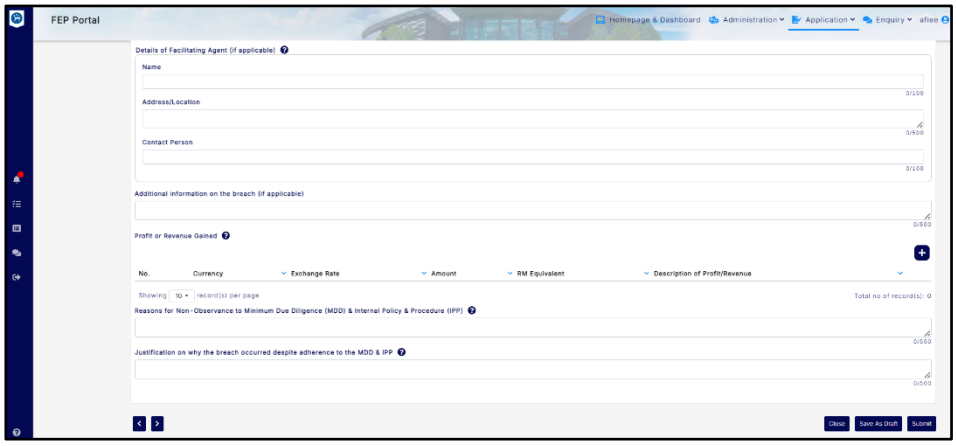 • User can click on + icon and **"Transaction Details – Add"** screen will be displayed. Although it is optional and not mandatory for Applicant/Submitter to key-in this section, Applicant/Submitter is advised to provide the details of transaction to enable assessment of the breach. Applicant/Submitter is required to key-in all mandatory fields in this screen before clicking on the **Save** button.

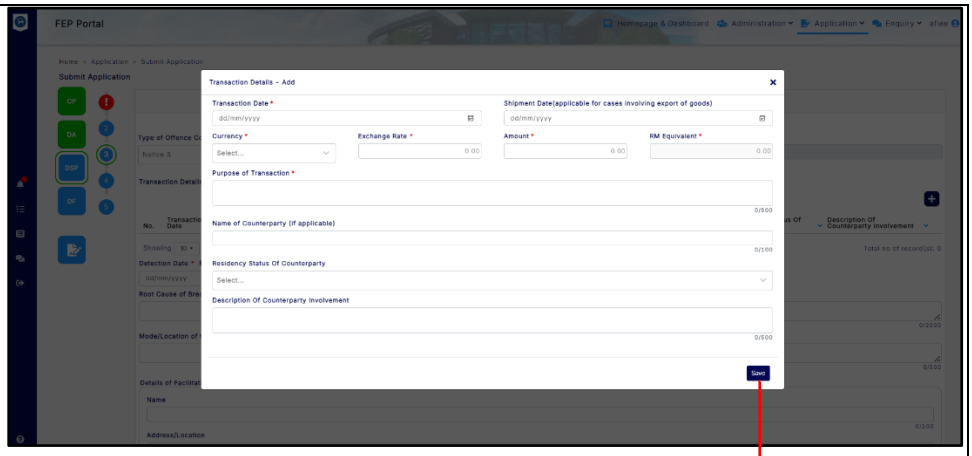

Save

Upon saving successfully, the input will be recorded in table listing.

- Applicant/Submitter can click on , or to manage the records at the table listing.



- User can click on icon and **"Profit or Revenue Gained – Add"** screen will be displayed. It is optional and not mandatory for Applicant/Submitter to key in this section. However, Applicant/Submitter is advised to provide details if profit or revenue were gained through the transaction that has breached FEP rules.

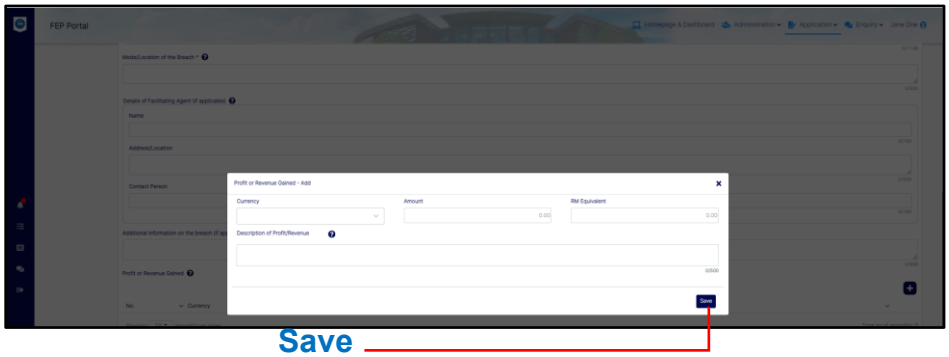

Save

Upon saving successfully, the inputs will be recorded in table listing.

- Applicant/Submitter can click on , or to manage inputs at the table listing.

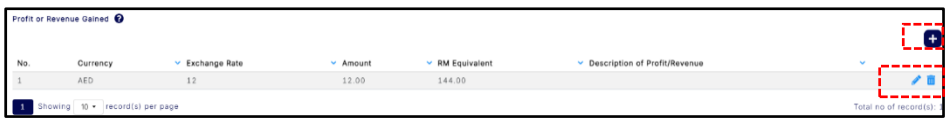

Section NC-GEN: Detection and Management Of Breach	Applicant/Submitter is required to key-in inputs for all mandatory fields before moving on to the next page of the form. **Alert message(s)** Displayed when user clicks on next/other section of form and system will notify the user to key-in mandatory field(s) at current page. 
Section NC-GEN: Supporting Documents	Supporting document(s) is an optional field in this section. Applicant/Submitter may skip to next page of the form if there is no supporting document(s) to provide to BNM. Any hyperlink '*Click here to download*' in this section is for Applicant/Submitter to download the template, key-in the required information and re-attach to the attachment section. **Attachment(s)** Can attach the template with inputs here. 

1.3 LIST OF FORMS

1.3.1. INVESTMENT ABROAD

(a) Form IA-LNR: Loan to Non-Resident

Section 1: Self-Assessment and Declaration	Applicant/Submitter is required to key-in inputs for all mandatory fields before moving on to the next page of this form. Any hyperlink '*Click here to download*' in this section is for Applicant/Submitter to download the template to key-in required information before attaching template to the attachment section. **Hyperlink** When Applicant/Submitter click this hyperlink, the template document will be downloaded. 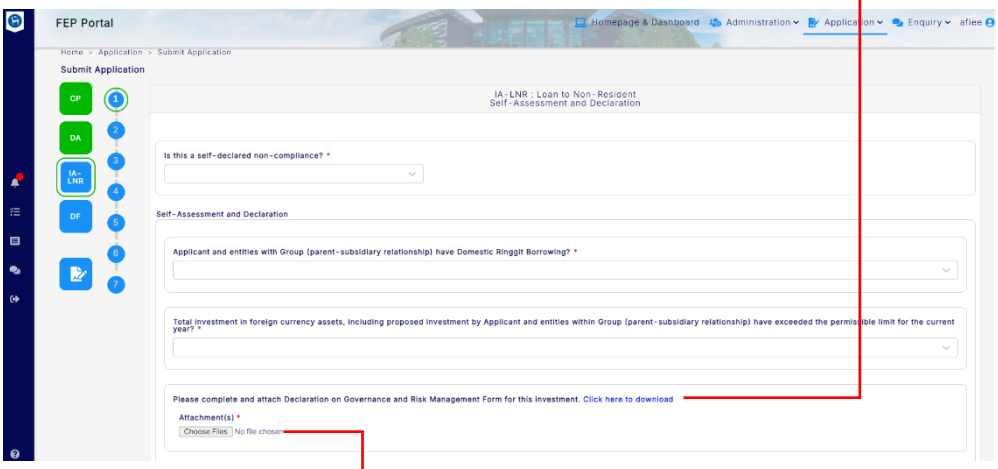 **Attachment(s)** Can attach the template with inputs here. • If Applicant/Submitter chose **YES** at "**Is this a self-declared non-compliance?**" field, the NC form section will be added to the application form as seen in the navigation pane. 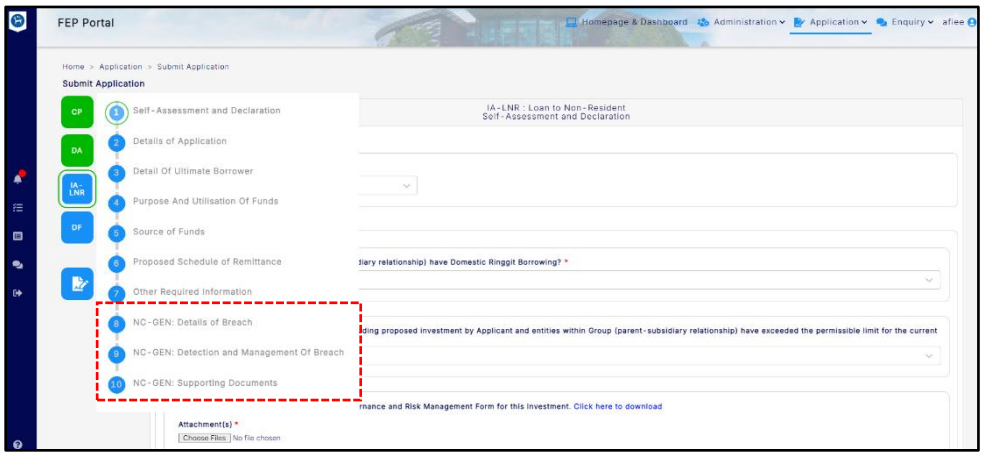

- If Applicant/Submitter chose **YES** at the "**Does Applicant and/or entities within the Group (parent-subsidiary relationship) have Domestic Ringgit Borrowing?"** field, the Declaration on Existing Borrowing Form attachment section will be displayed.

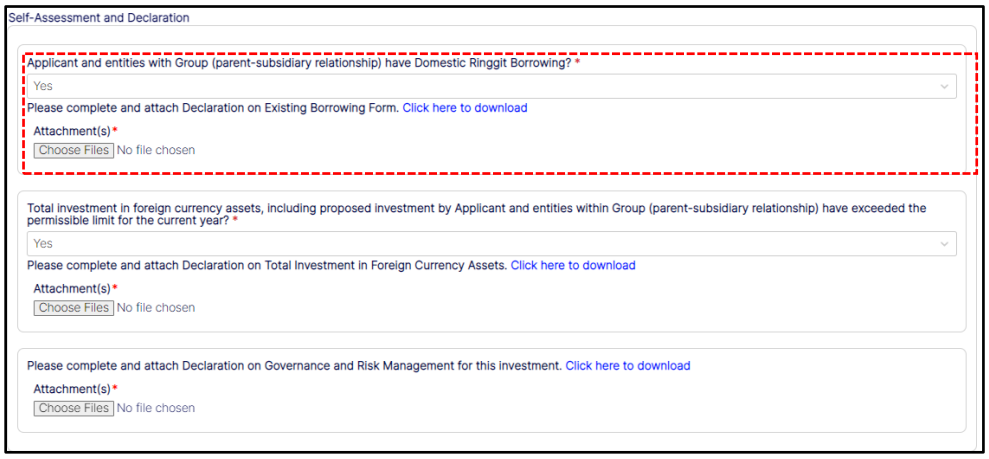

- If Applicant/Submitter chose **YES** at "**Has the total investment in foreign currency assets, including proposed investment by Applicant and entities within the Group (parent-subsidiary relationship) exceeded the permissible limit for the current year?"** field, the Declaration on Total Investment in Foreign Currency Assets attachment section will be displayed.

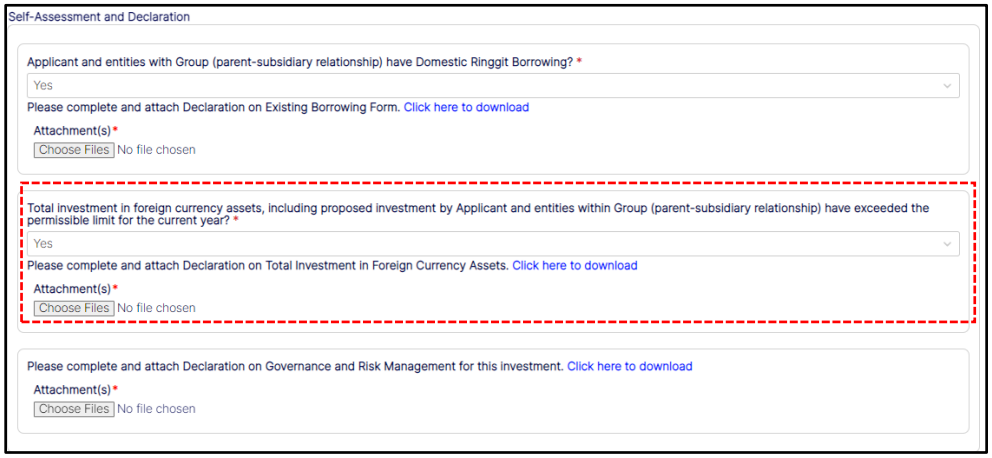

Section 2: Details of Application	Applicant/Submitter is required to key-in inputs for all mandatory fields before moving on to the next page of the form.

Type of Application
If choose "Increase in existing investment", mandatory to key-in either **Set 1** or **Set 2**

Subsequent set
Click on + to add new entry set and click on − to remove the entry set

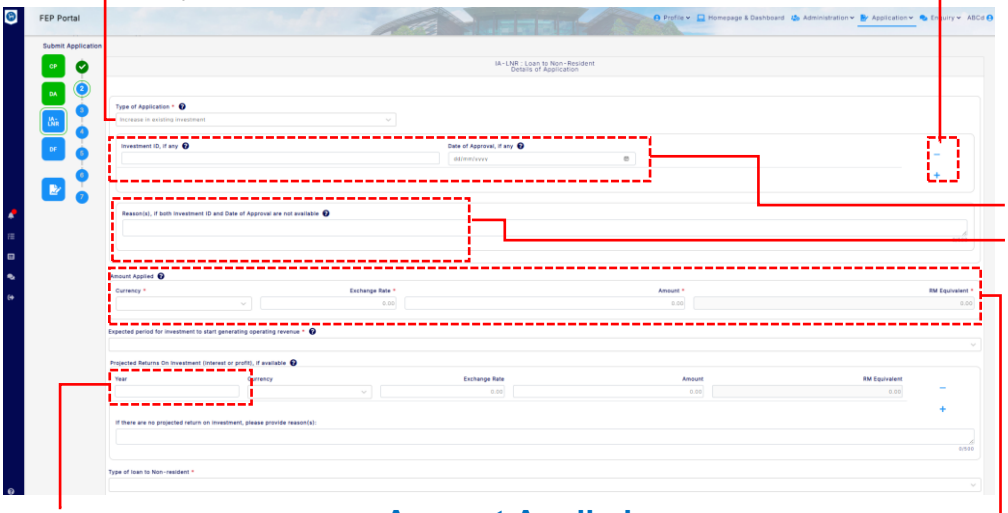

Year
Must be current or future year

Amount Applied
Currency and Amount Applied for investment where the difference between the RM Equivalent value and the Total Amount RM Equivalent at Section 4 (Purpose and Utilisation of Funds) or Section 5 (Source of Funds) or Section 6 (Proposed Schedule of Remittance) must not exceed tolerance configured by BNM

- If Applicant/Submitter chose **Normal loan** at **"Type of Loan to Non-Resident"** field, the terms of Normal Loan section will be displayed and user is required to key-in inputs for all mandatory fields.



- If Applicant/Submitter chose **Subscription to debt instrument** at **"Type of loan to Non-Resident"** field, the terms of the **Debt Securities** section will be displayed and user is required to key-in inputs for all mandatory fields.

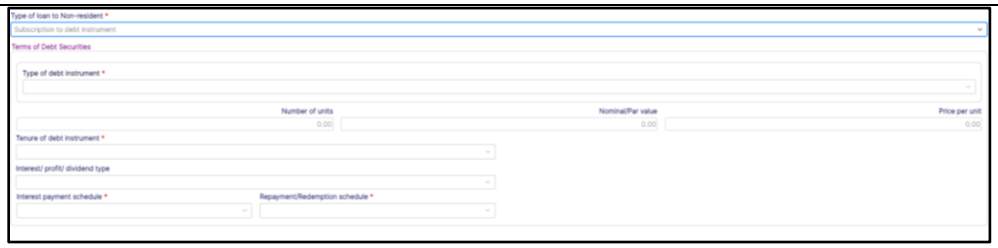

Section 3: Detail of Borrower and Ultimate Investee

Applicant/Submitter is required to key-in inputs for all mandatory fields before moving on to the next page of the form. Applicant/Submitter can attach any relevant files at the attachment section.

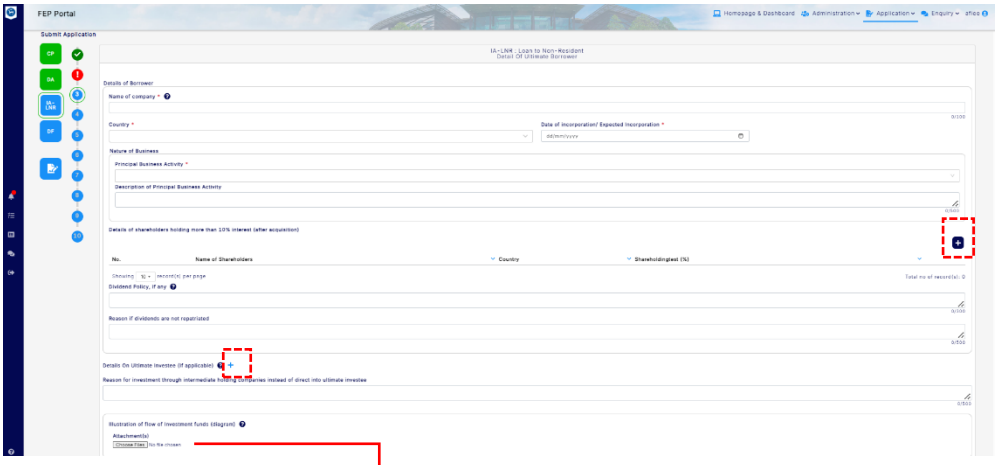

Attachment(s)
Can attach file(s) with inputs here.

User can click on icon ➕ and **"Details of shareholders holding more than 10 % interest (after acquisition) – Add"** screen will be displayed. It is optional and not mandatory for Applicant/Submitter to key-in inputs for this section, but if Applicant/Submitter wants to provide the details of shareholder(s), Applicant/Submitter is required to key-in all the fields in this screen before clicking on the **Save** button.



Save
Upon saving successfully, the inputs will be recorded in table listing.

	• User can click on + icon at Details of Ultimate Borrower and **"Details of Ultimate Borrower – Add"** screen will be displayed. It is optional for Applicant/Submitter to key-in inputs for this section, but if Applicant/Submitter wants to provide the details of ultimate borrower(s), Applicant/Submitter is required to key-in all the fields in this screen before clicking on the **Save** button. 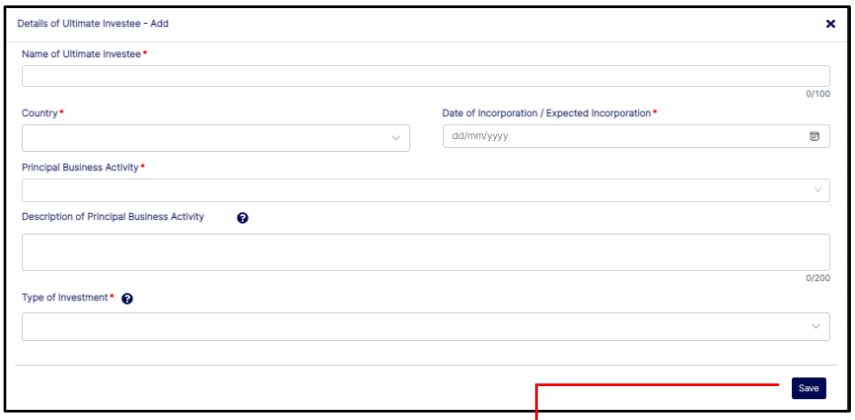 **Save** Upon saving successfully, the inputs will be recorded in table listing. • Applicant/Submitter can click on , or + manage the records in the table listing. 
Section 4: Purpose and Utilisation of Funds	Applicant/Submitter is required to key-in inputs for all mandatory fields before moving on to the next page of the form. Any hyperlink '*Click here to download*' in this section is for Applicant/Submitter to download the template and key-in the required information before attaching the template at the attachment section. *Note:* *The difference between total amount in RM equivalent for "Use of Loan Proceeds" and Amount Applied in Section 2 must not exceed tolerence configured by BNM.*

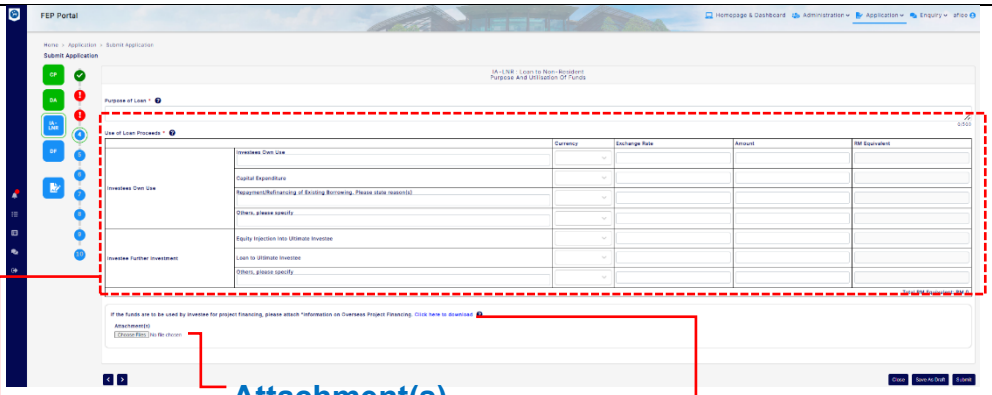

Attachment(s)
Can attach the template with inputs here.

Hyperlink
When Applicant / Submitter clicks on this hyperlink, the template document will be downloaded.

Purpose of Loan Proceeds
Applicant/Submitter is required to key-in at least one set. For example, if user wants to key-in at Investee's Own Use -> Capital Expenditure, Currency, Exchange Rate and Amount are **mandatory** fields.

Section 5: Source of Funds for Proposed Investment

Applicant/Submitter is required to key-in inputs for all the mandatory fields before moving to the next page of the form.

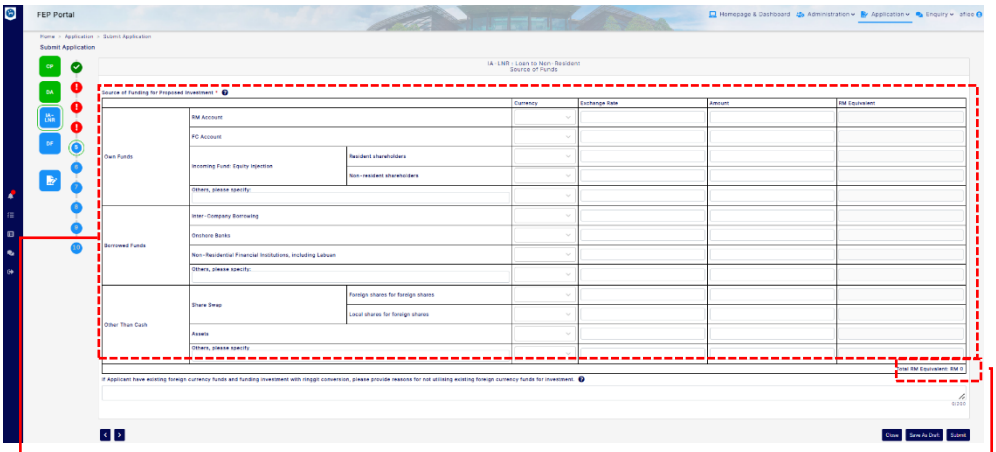

Source of Funds for Proposed Investment
Applicant/Submitter is required to key-in at least one set of entry. For example, if user wants to key-in value at Own Funds - FC Account, Currency, Exchange Rate and Amount are **mandatory** fields.

Total RM Equivalent (RM)
The difference between total amount in RM equivalent here and the Amount Applied in Section 2 (Details of Application) must not exceed tolerance configured by BNM

Section 6: Proposed Schedule of Remittance

Applicant/Submitter is required to key-in inputs for all the mandatory fields before moving on to the next page of the form.

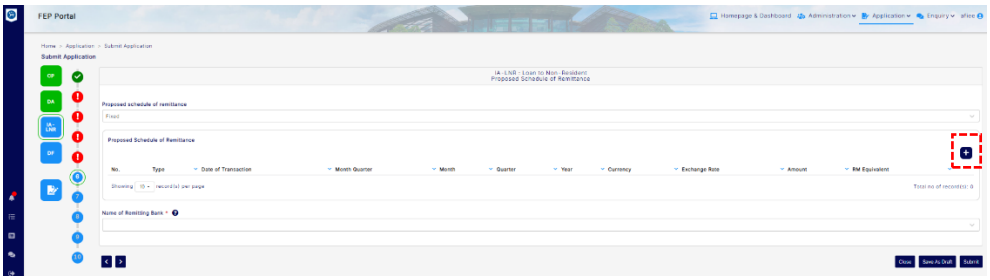

- If Applicant/Submitter chose **FIXED** for "**Proposed schedule of remittance**" field, the Proposed Schedule of Remittance – Type, Currency, Exchange Rate, Amount and RM Equivalent fields (in one entry set) will be displayed.
- User can click on + icon and **"Proposed Schedule of Remittance – Add"** screen will be displayed. It is optional and not mandatory for Applicant/Submitter to key-in inputs for this section. If Applicant/Submitter wants to provide the details of Proposed Schedule of Remittance, Applicant/Submitter is required to key-in all the fields in this screen before clicking on the **Save** button.

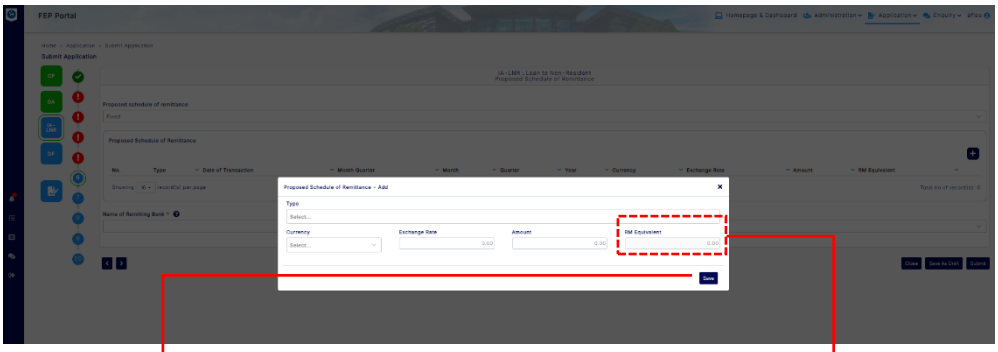

Save
Upon saving successfully, the inputs will be recorded in table listing.

Total RM Equivalent (RM)
The difference between total amount in RM equivalent here and the Amount Applied at Section 2 (Details of Application) must not exceed tolerance configured by BNM.

- Applicant/Submitter can click on ✎ , 🗑 or + to manage the records at the table listing.

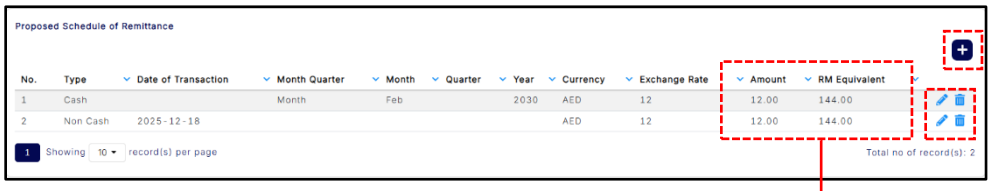

Total RM Equivalent (RM)
The difference between total amount in RM equivalent here and the Amount Applied at Section (Details of Application) must not exceed tolerance configured by BNM.

<table>
<tr><td></td><td>

- If Applicant/Submitter has chosen **NOT FIXED** at “**Proposed schedule of remittance”** field, Applicant/Submitter is required to key-in inputs at **“Please provide reason”** field.

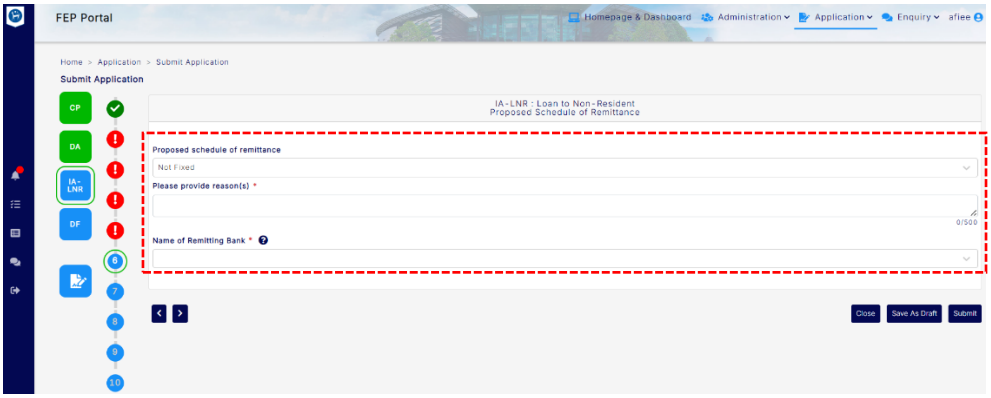

</td></tr>
<tr><td>Section 7: Other Required Information</td><td>

Applicant/Submitter is required to key-in inputs for all mandatory fields before moving on to the next page of the form. Any hyperlink ‘*Click here to download*’ in this section is for Applicant/Submitter to download the template and key-in the required information before attaching template to the attachment section.

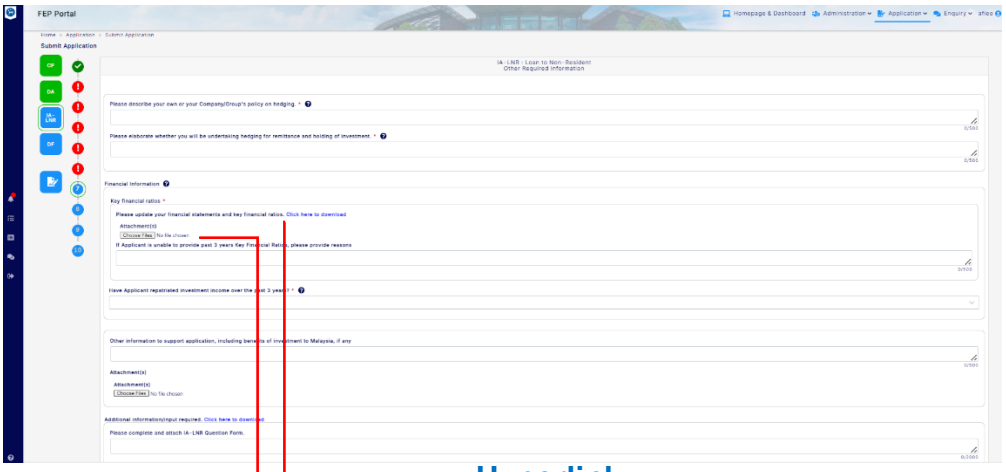

- If Applicant/Submitter chose YES at “**Has Applicant repatriated investment income over the past 3 years?”** field, the details of repatriation section will be displayed which is **mandatory** for Applicant/Submitter to key-in the inputs.

</td></tr>
</table>



- If Applicant/Submitter chose **NO** at **"Has Applicant repatriated investment income over the past 3 years?"** field, the "please provide reason" section will be displayed which is mandatory for Applicant/Submitter to key-in the inputs.



(b) Form IA-EQ: Equity Investment

Section 1: Self-Assessment and Declaration	Applicant/Submitter is required to key-in inputs for all mandatory fields before moving on to the next page of this form. Any hyperlink '*Click here to download*' in this section are for Applicant/Submitter to download the template to key-in required information before attaching the template to the attachment section.

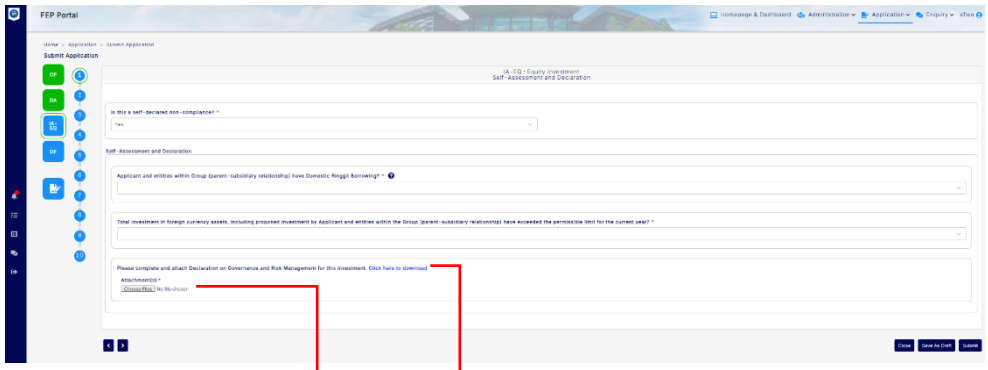

- If Applicant/Submitter chose **YES** at "**Is this a self-declared non-compliance?**" field, the NC form section will be added to the application form as seen in the navigation pane.

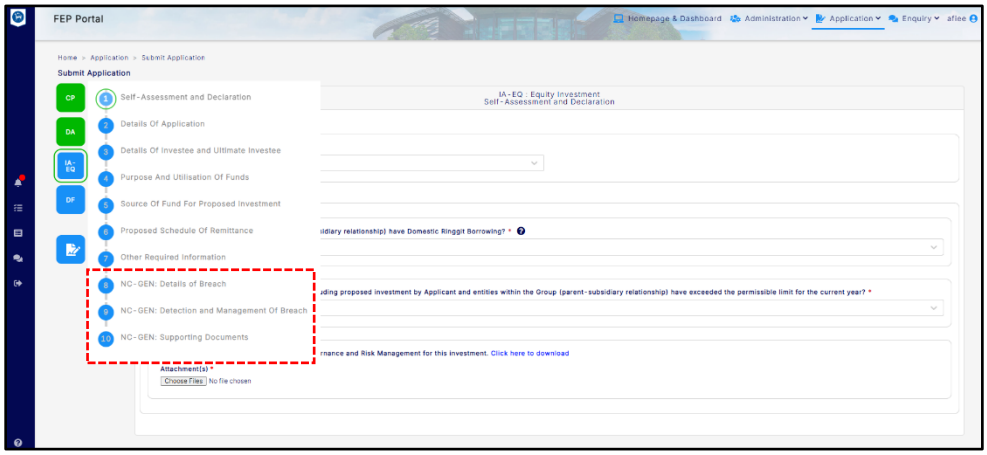

- If Applicant/Submitter chose **YES** at the "**Does Applicant and/or entities within the Group (parent-subsidiary relationship) have Domestic Ringgit Borrowing?"** field, the **Declaration on Existing Borrowing Form** attachment section will be displayed.

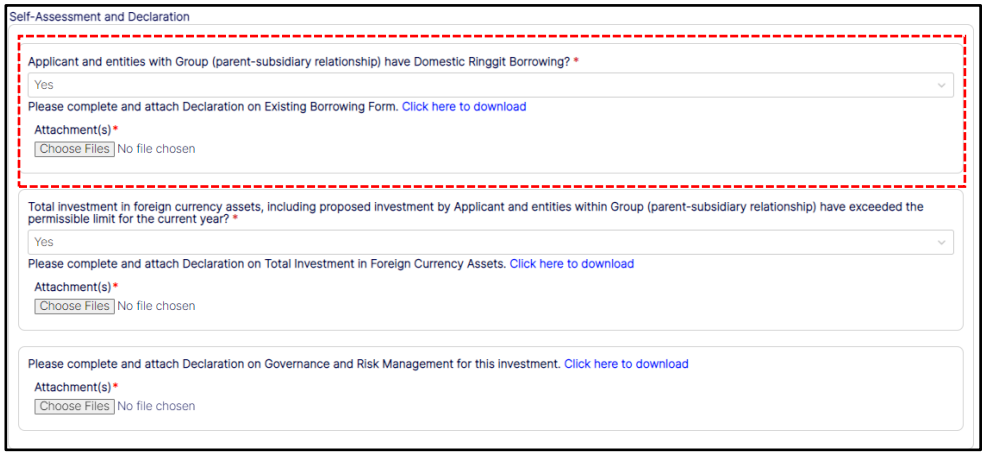

- If Applicant/Submitter chose **YES** at "**Has the total investment in foreign currency assets, including proposed investment by Applicant and entities within the Group (parent-subsidiary relationship) exceeded the permissible limit for the current year?"** field, the **Declaration on Total Investment in Foreign Currency Assets** attachment section will be displayed.

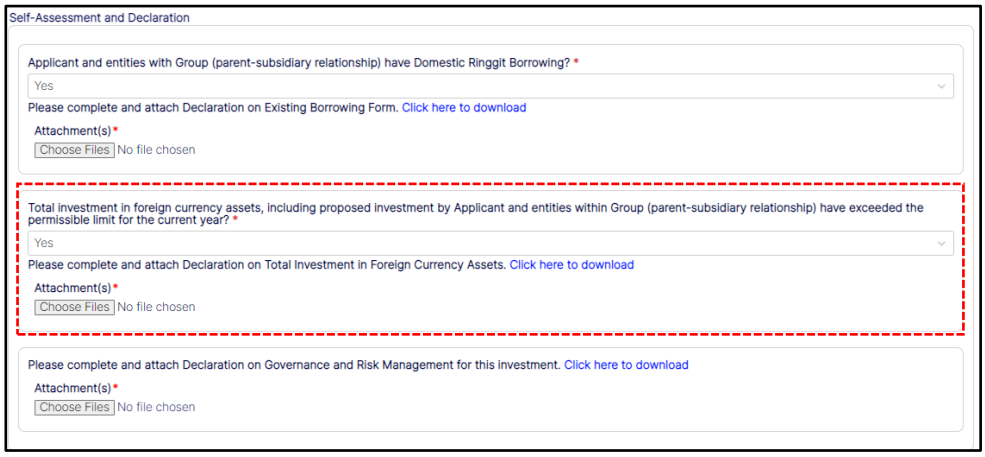

Section 2: Details of Application

Applicant/Submitter is required to key-in inputs for all mandatory fields before moving on to the next page of the form.

Type of Application

If choose “Increase in existing investment”, mandatory to key-in value for either Set 1 or Set 2.

Subsequent set

Click on + to add new entry set and click on − to remove the entry set.

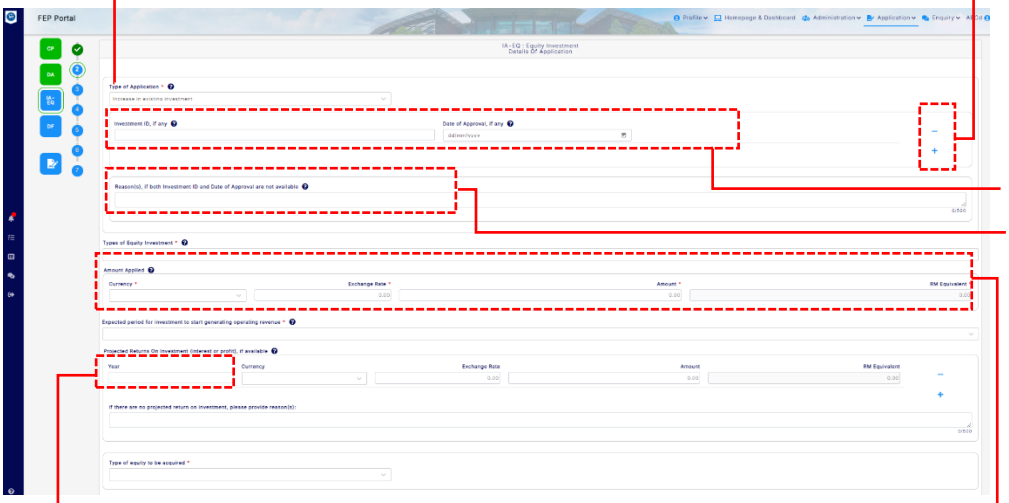

Year

Must be current or future year.

Amount Applied

Currency and Amount Applied for investment where the difference between RM Equivalent value and Total Amount RM Equivalent at Section 4 (Purpose and Utilisation of Funds) or Section 5 (Source of Funds) or Section 6 (Proposed Schedule of Remittance) must not exceed tolerance configured by BNM.

<table>
<tr><td></td><td>

- If Applicant/Submitter chose **ORDINARY SHARES** at “**Type of Equity to be Acquired**” field, the “Total shareholding before and after proposed investment” section will be displayed. Existing shareholding can be ‘zero’.



- If Applicant/Submitter chose **OTHERS** at “**Type of Equity to be Acquired**” field, “Please specify” field will be displayed for user to key-in description of the equity.

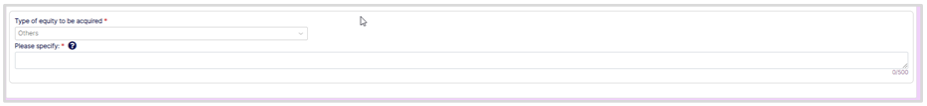

</td></tr>
<tr><td>Section 3: Detail of Investee and Ultimate Investee</td><td>

Applicant/Submitter is required to key-in inputs for all the mandatory fields before moving on to the next page of the form.

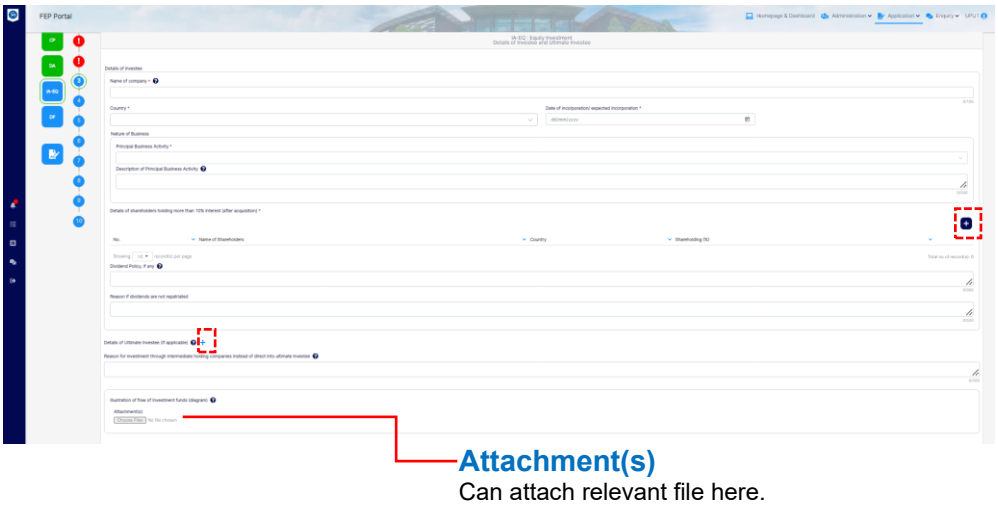

- User can click on + icon and **“Details of shareholders holding more than 10 % interest (after acquisition) – Add”** screen will be displayed. It is optional and not mandatory for Applicant/Submitter to key-in inputs for this section, but if Applicant/Submitter wants to provide the details of shareholder(s), Applicant/Submitter is required to key-in inputs for all fields in this screen before clicking on the **Save** button.

</td></tr>
</table>

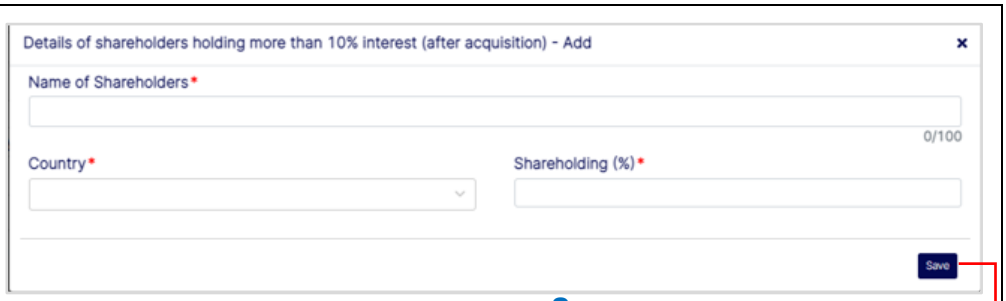

Save
Upon saving successfully, the inputs will be recorded in table listing.

- User can click on + icon at **Details of Ultimate Investee** section and **"Details of Ultimate Investee – Add"** screen will be displayed. It is optional for Applicant/Submitter to key-in inputs for this section, but if Applicant/Submitter wants to provide the details of ultimate investee(s), Applicant/Submitter is required to key-in inputs for all the fields in this screen before clicking on the **Save** button.

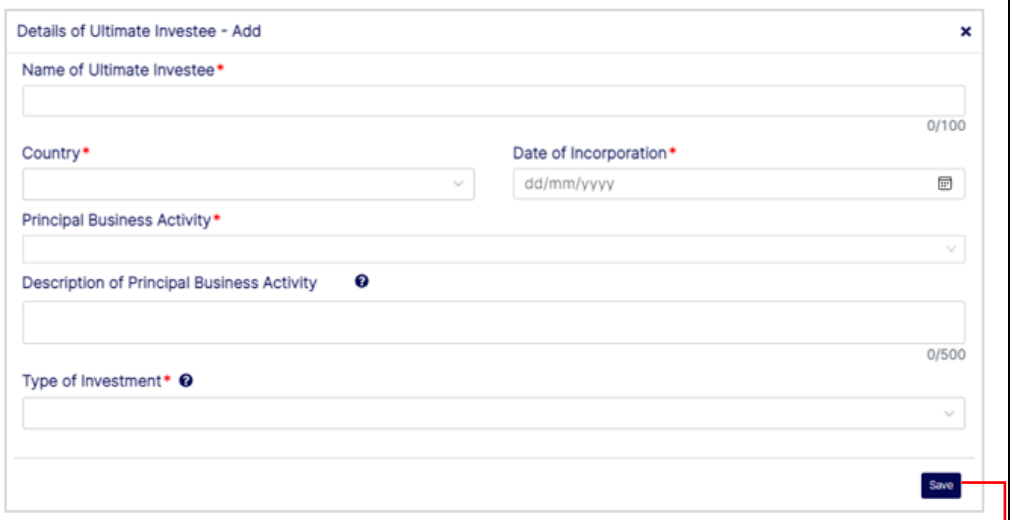

Save
Upon saving successfully, the inputs will be recorded in table listing.

- Applicant/Submitter can click on , or + to manage the records at the table listing.



Section 4: Purpose and Utilisation of Funds	Applicant/Submitter is required to key-in inputs for all mandatory fields before moving on to the next page of the form. Any hyperlink '*Click here to download* ' in this section is for Applicant/Submitter to download the template and key-in required information before attaching the template to the attachment section. *Note:* *The difference between total amount in RM equivalent for "Use of Invested Funds" and Amount Applied in Section 2 must not exceed tolerance configured by BNM.* 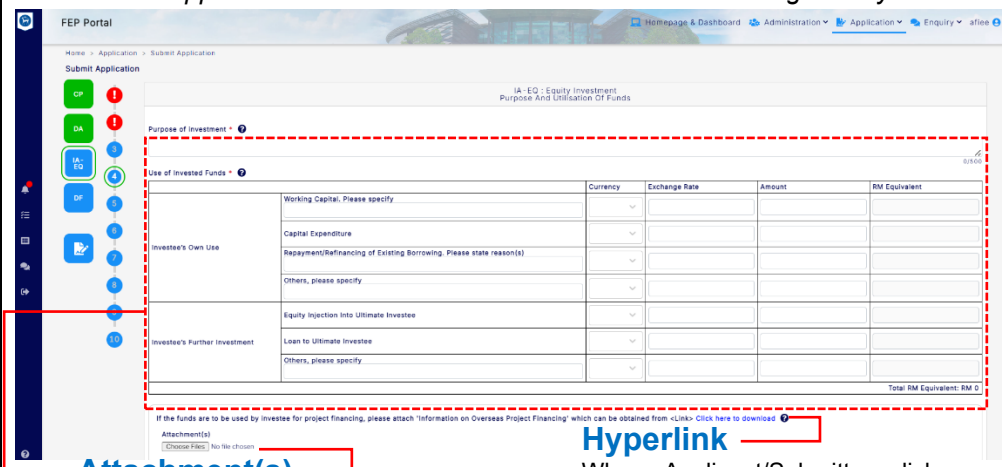 **Attachment(s)** Can attach the template with inputs here. **Hyperlink** When Applicant/Submitter clicks on this hyperlink, the template document will be downloaded. **Use of Invested Fund** Applicant/Submitter required to key-in at least one set. For example, if user wants to key-in at Investee's Own Use -> Capital Expenditure, Currency, Exchange Rate and Amount are **mandatory** fields.
Section 5: Source of Fund for Proposed Investment	Applicant/Submitter is required to key-in inputs for all mandatory fields before moving on to the next page of the form. 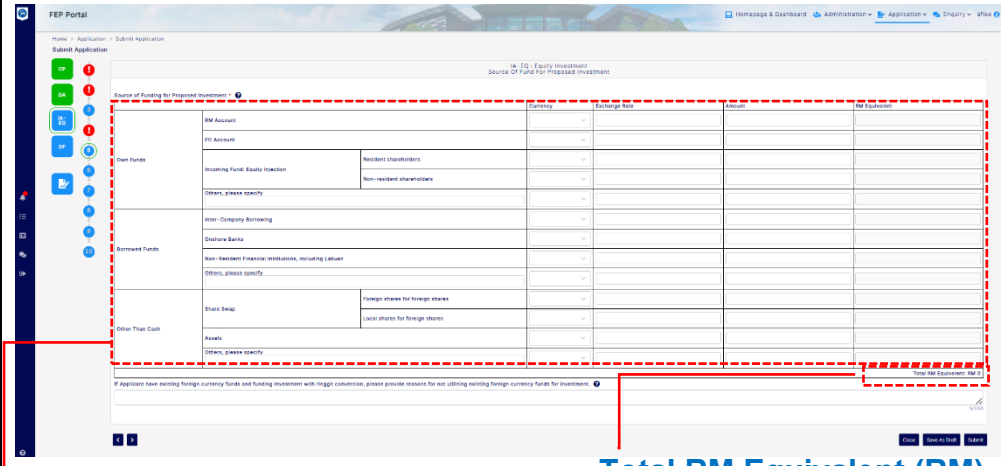 **Source of Funds for Proposed Investment** Applicant/Submitter is required to key-in at least one set of entry. For example, if user wants to key-in at Own Funds - FC Account, Currency, Exchange Rate and Amount are **mandatory** fields. **Total RM Equivalent (RM)** The difference between total amount in RM equivalent here and Amount Applied at Section 2 (Details of Application) must not exceed tolerance configured by BNM.

Section 6: Proposed Schedule of Remittance

Applicant/Submitter is required to key-in the inputs for all the mandatory fields before moving on to the next page of the form. Any hyperlink '*Click here to download* ' in this section are for Applicant/Submitter to download the template and key-in the required information before attaching template to the attachment section.

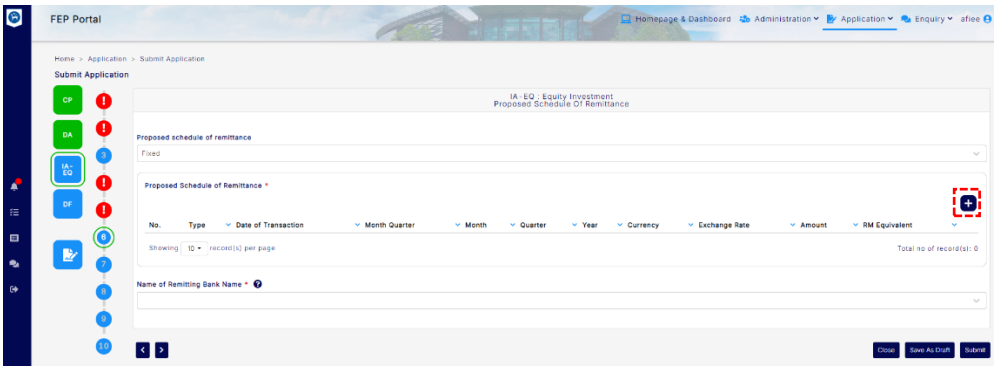

- If Applicant/Submitter chose **FIXED** at "**Proposed schedule of remittance**" field, the Proposed Schedule of Remittance – Type, Currency, Exchange Rate, Amount and RM Equivalent field (in one entry set) will be displayed.
- User can click on ⊕ icon and **"Proposed Schedule of Remittance – Add"** screen will be displayed. It is optional and not mandatory for Applicant/Submitter to key-in input for this section. If Applicant/Submitter wants to provide the details of Proposed Schedule of Remittance, Applicant/Submitter is required to key-in inputs for all the fields in this screen before clicking on the **Save** button.

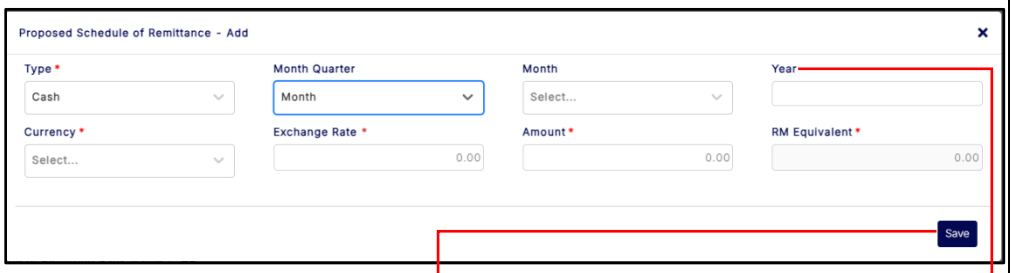

Save
Upon saving successfully, the inputs will be recorded in table

Year
Must current or future year

- Applicant/Submitter can click on ✎ , 🗑 or to ⊕ manage the record at the table listing.

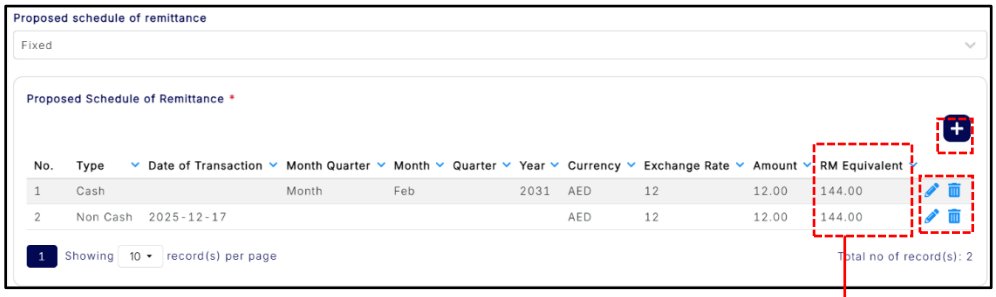

Total RM Equivalent (RM)

The difference between total amount in RM equivalent here and Amount Applied at Section 2 (Details of Application) must not exceed tolerance configured by BNM.

- If Applicant/Submitter chose **NOT FIXED** at "**Proposed schedule of remittance**" field, Applicant/Submitter is required to key-in inputs for **"Please provide reason"** field.

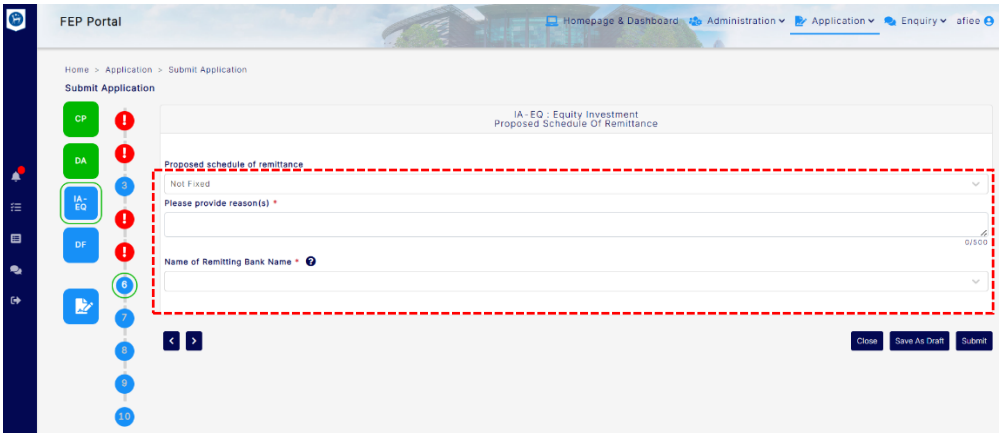

Section 7: Other Required Information

Applicant/Submitter is required to key-in inputs for all the mandatory fields before moving on to the next page of the form. Any hyperlink '*Click here to download*' in this section is for Applicant/Submitter to download the template and key-in the required information before attaching template to the attachment section.

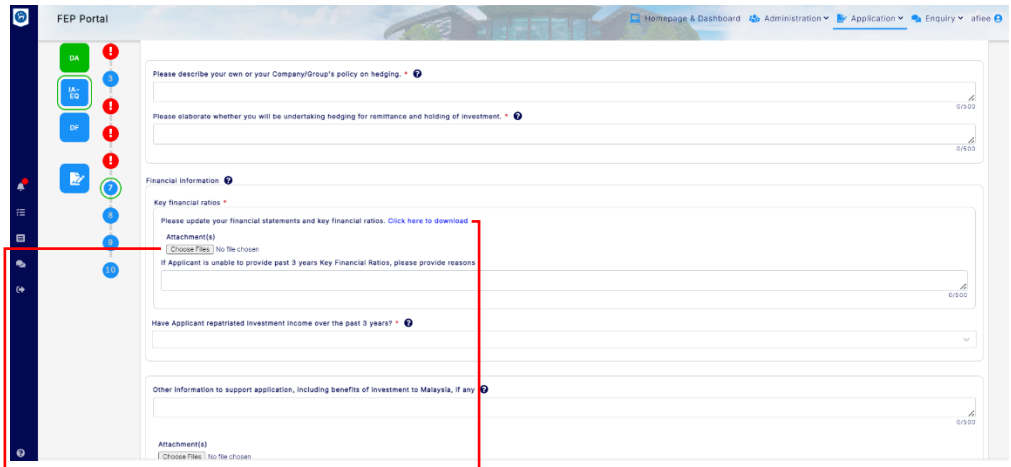

Hyperlink

When Applicant/Submitter clicks on this hyperlink, the template document will be downloaded.

	Attachment(s) Can attach the template with inputs here. • If Applicant/Submitter chose **YES** at "**Has Applicant repatriated investment income over the past 3 years?"** field, the details of repatriation section will be displayed which is **mandatory** for user to key-in inputs. 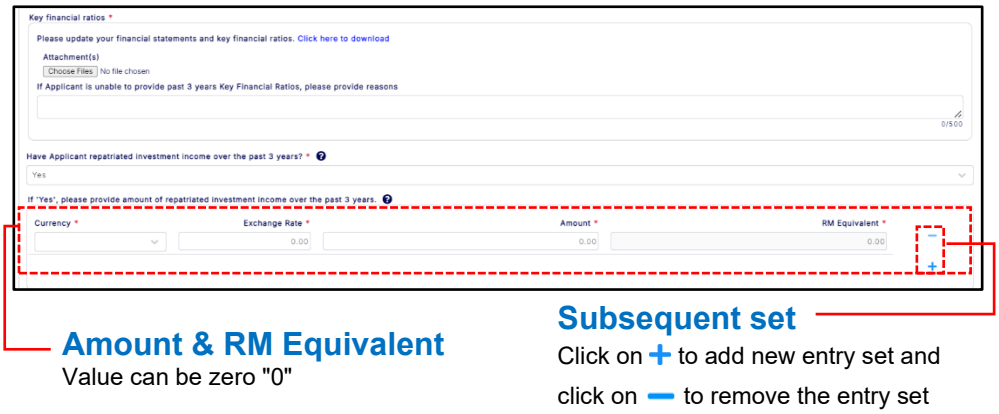 **Amount & RM Equivalent** Value can be zero "0" **Subsequent set** Click on + to add new entry set and click on − to remove the entry set • If Applicant/Submitter chose **NO** at "**Has Applicant repatriated investment income over the past 3 years?"** field, the "please provide reason" section will be displayed which is mandatory for user to key-in inputs. 

(c) Form IA-OT: Other Investment

Section 1: Self-Assessment and Declaration	Applicant/Submitter is required to key-in inputs for all the mandatory fields before moving on to the next page of this form. Any hyperlink '*Click here to download'* in this section are for Applicant/Submitter to download the template to key-in the required information before attaching template to the attachment section.

Hyperlink
When Applicant/Submitter click this hyperlink, the template document will be downloaded.

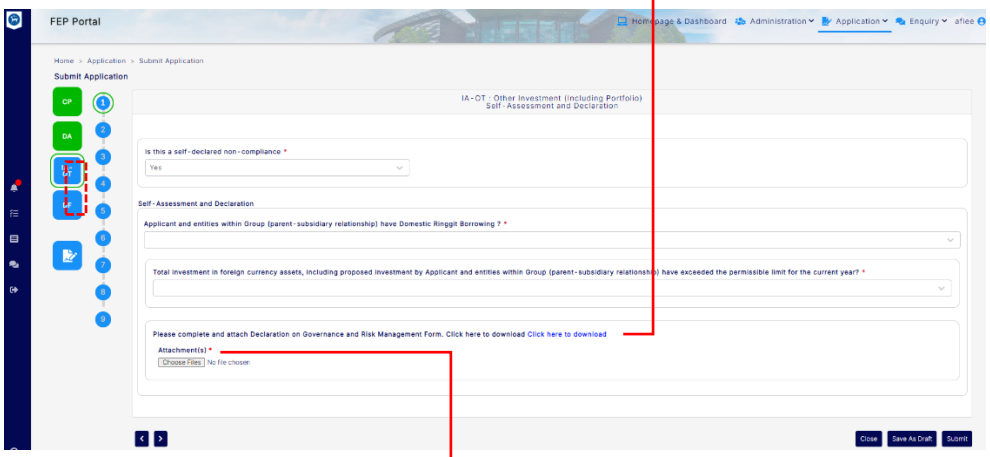

Attachment(s)
Can attach the template with inputs here.

- If Applicant/Submitter chose **YES** at "**Is this a self-declared non-compliance?**" field, the NC form section will be added to the application form as seen in the navigation pane.

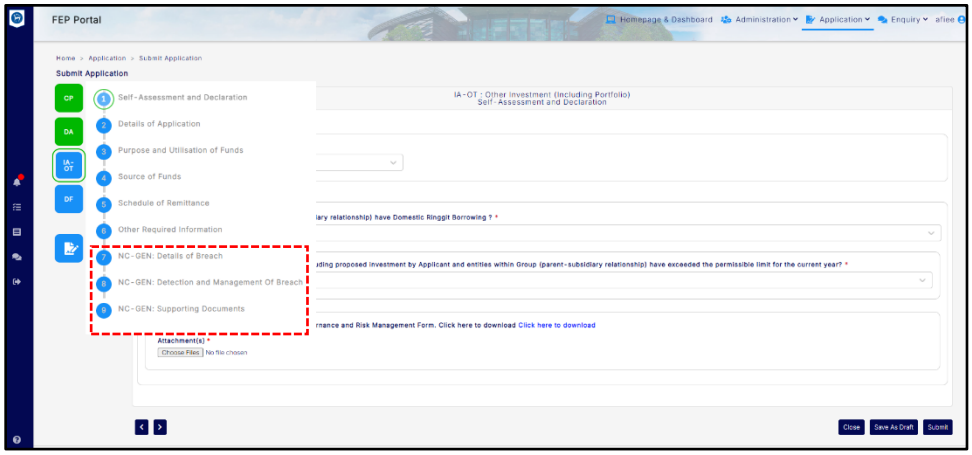

- If Applicant/Submitter chose **YES** at the "**Does Applicant and/or entities within the Group (parent-subsidiary relationship) have Domestic Ringgit Borrowing?"** field, the Declaration on Existing Borrowing Form attachment section will be displayed.

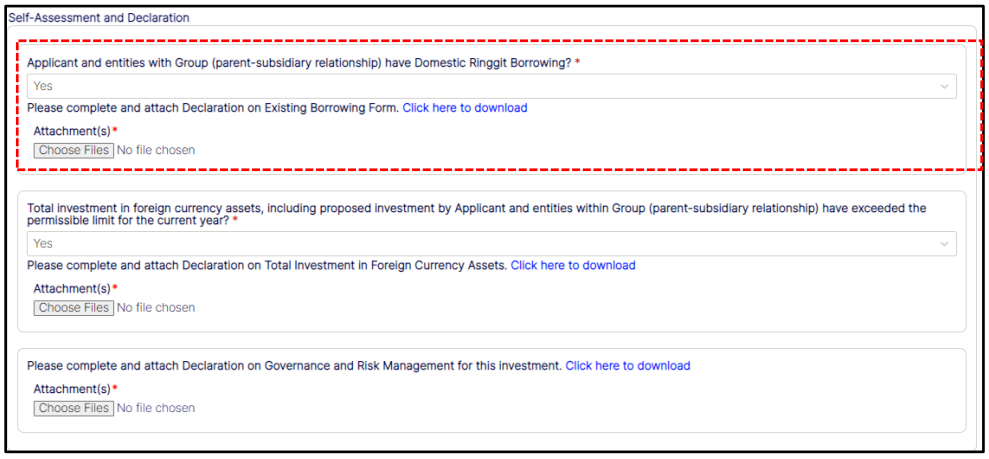

- If Applicant/Submitter chose **YES** at "**Has the total investment in foreign currency assets, including proposed investment by Applicant and entities within the Group (parent-subsidiary relationship) exceeded the permissible limit for the current year?"** field, the Declaration on Total Investment in Foreign Currency Assets attachment section will be displayed.

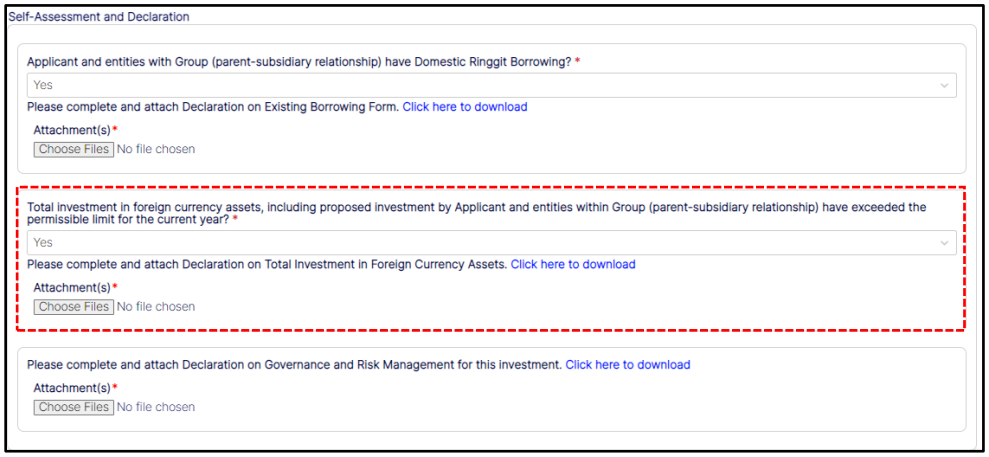

Section 2: Details of Application	Applicant/Submitter is required to key-in inputs for all the mandatory fields before moving on to the next page of the form.

<table>
<tr>
<td></td>
<td>
Type of Application
If choose Increase in existing investment, mandatory to key-in either Set 1 or Set 2

Subsequent set
Click on + to add new entry set and click on − to remove the entry set

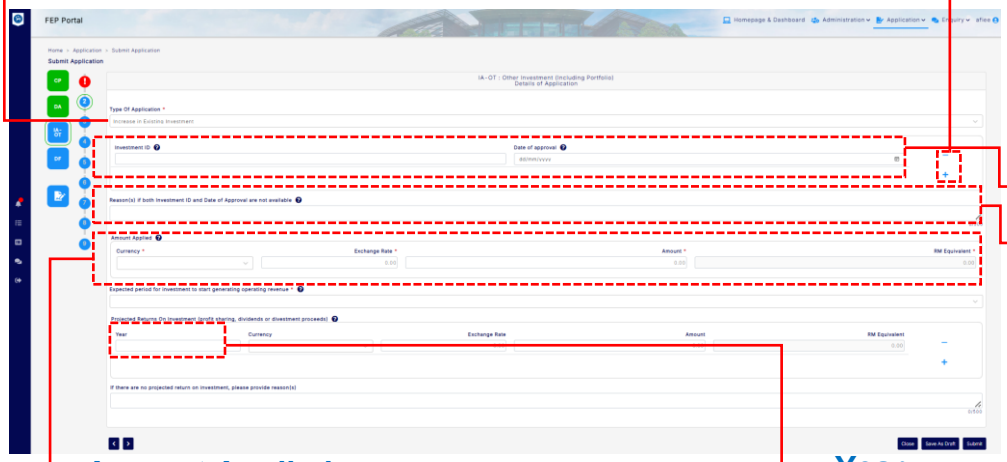

Amount Applied
Currency and Amount Applied where the difference between the RM Equivalent value and Total Amount RM Equivalent at Section 4 (Source of Funds) or Section 5 (Proposed Schedule of Remittance) must not exceed tolerance configured by BNM.

Year
Must current or future year.
</td>
</tr>
<tr>
<td>Section 3: Purpose and Utilisation of Funds</td>
<td>
Applicant/Submitter is required to key-in inputs for all the mandatory fields before moving on to the next page of the form.
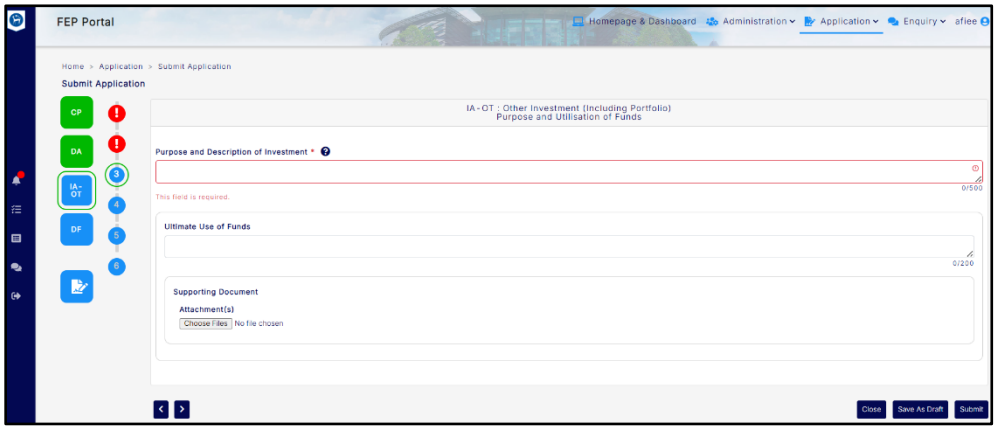

</td>
</tr>
<tr>
<td>Section 4: Source of Funds for Proposed Investment</td>
<td>Applicant/Submitter is required to key-in inputs for all the mandatory fields before moving on to the next page of the form.</td>
</tr>
</table>

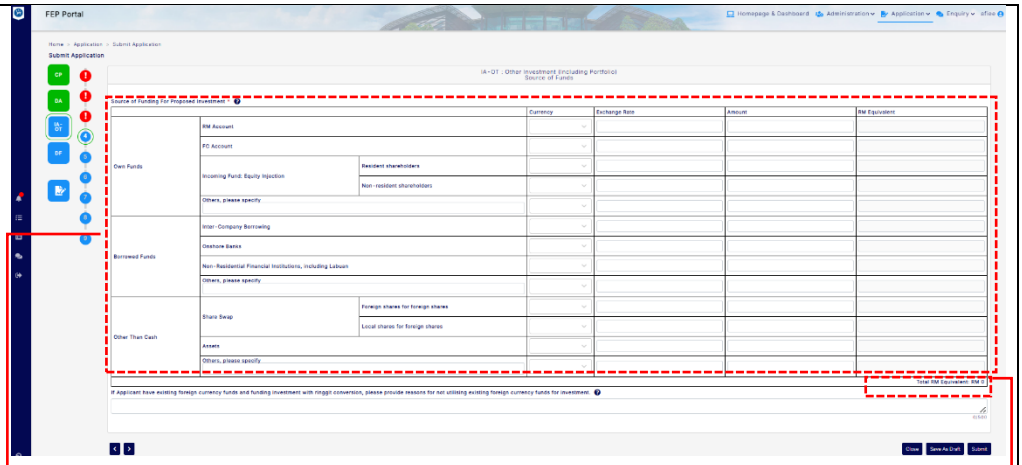

Source of Funds for Proposed Investment

Applicant/Submitter is required to key-in at least one set of entry. For example, if user wants to key-in at Own Funds - FC Account, Currency, Exchange Rate and Amount are **mandatory** fields.

Total RM Equivalent (RM)

The difference between total amount in RM equivalent here and Amount Applied at Section 2 (Details of Application) must not exceed tolerance configured by BNM.

Section 5: Proposed Schedule of Remittance

Applicant/Submitter is required to key-in inputs for all the mandatory fields before moving on to the next page of the form. Any hyperlink '*Click here to download'* in this section is for Applicant/Submitter to download the template and key-in the required information before attaching the template to the attachment section.

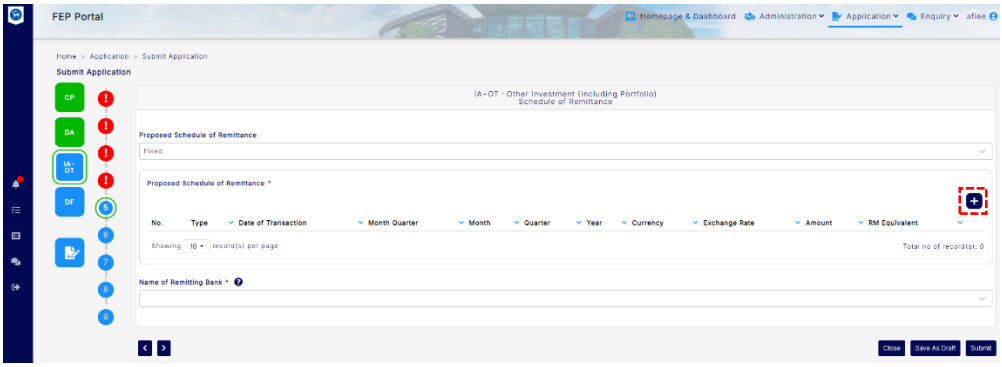

- If Applicant/Submitter chose **FIXED** for "**Proposed schedule of remittance**" field, the Proposed Schedule of Remittance – Type, Currency, Exchange Rate, Amount and RM Equivalent fields (in one entry set) will be displayed.
- User can click on + icon and **"Proposed Schedule of Remittance – Add"** screen will be displayed. It is optional and not mandatory for Applicant/Submitter to key-in inputs for this section. If Applicant/Submitter wants to provide the details of Proposed Schedule of Remittance, Applicant/Submitter is required to key-in all the fields in

this screen before clicking on the **Save** button.

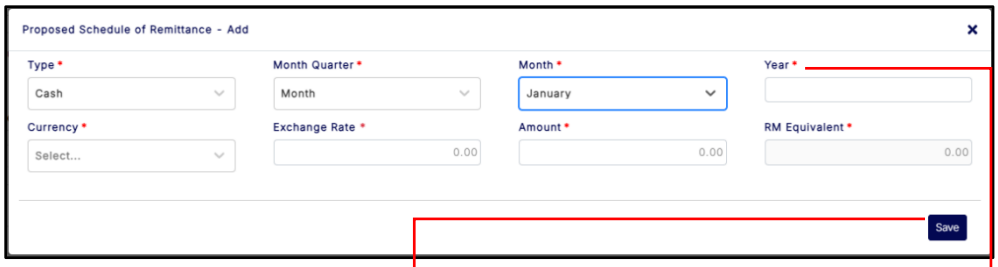

Save
Upon saving successfully, the inputs will be recorded in table listing.

Year
Must current or future year

- Applicant/Submitter can click on , or to manage the records at the table listing.

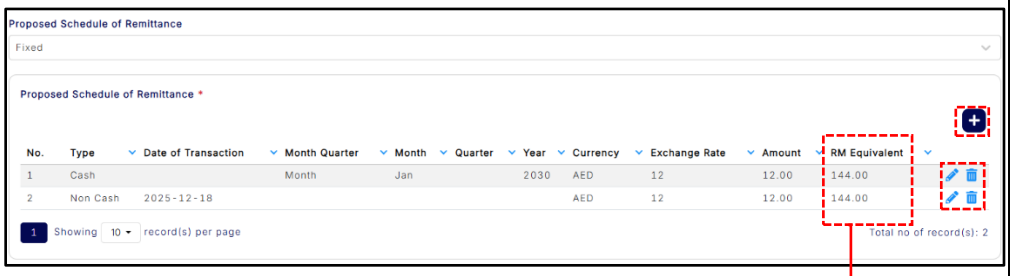

Total RM Equivalent (RM)
The difference between total amount in RM equivalent here and Amount Applied at Section 2 (Details of Application) must not exceed tolerance configured by BNM.

- If Applicant/Submitter chose **NOT FIXED** at "**Proposed schedule of remittance**" field, Applicant/Submitter is required to key-in inputs for **"Please provide reason"** field.

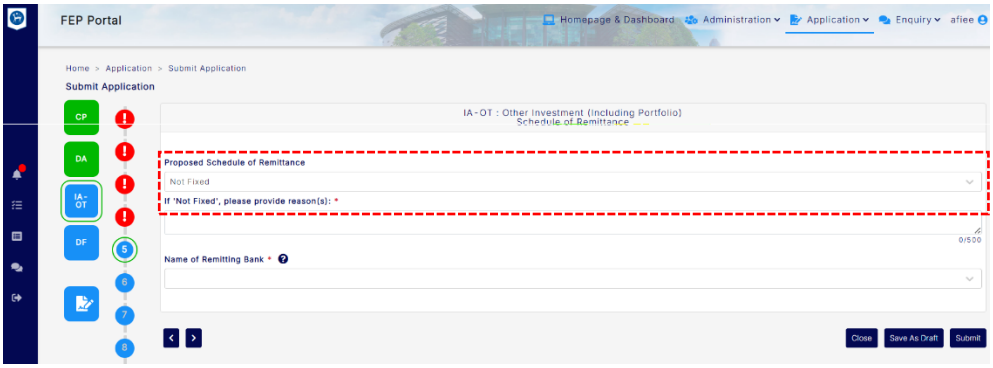

Section 6: Other Required Information	Applicant/Submitter is required to key-in inputs for all the mandatory fields before moving on to the next page of the form. Any hyperlink '*Click here to download'* in this section is for Applicant/Submitter to download the template and key-in the required information before attaching template to the attachment section.

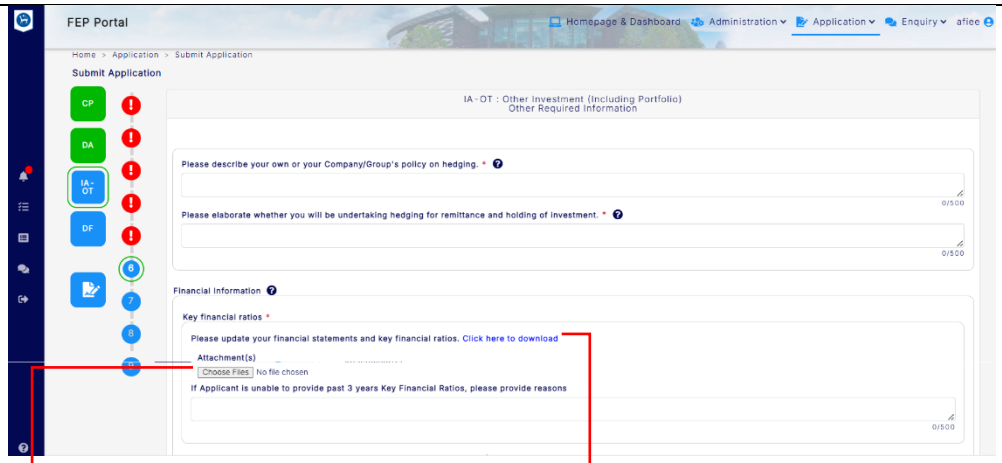

Attachment(s)
Can attach the template with inputs here.

Hyperlink
When Applicant/Submitter clicks on this hyperlink, the template document will be downloaded.

- If Applicant/Submitter chose **YES** at "**Has Applicant repatriated investment income over the past 3 years?"** field, the details of repatriation section will be displayed which is **mandatory** for user to key-in the inputs.

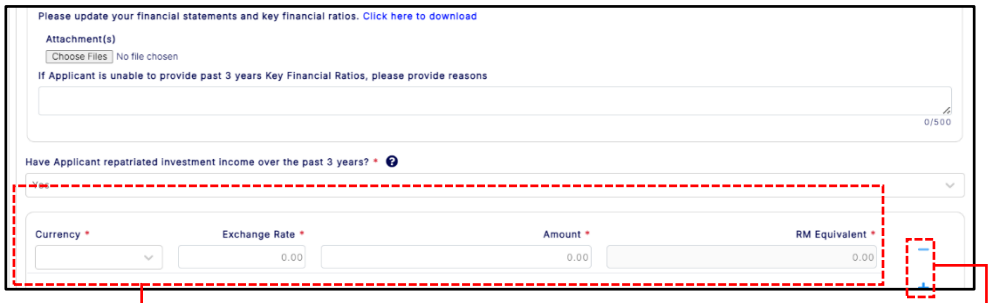

Amount & RM Equivalent
Value can be zero "0"

Subsequent set
Click on + to add new entry set and click on — to remove the entry set

- If Applicant/Submitter chose **NO** at "**Has Applicant repatriated investment income over the past 3 years?"** field, the "please provide reason" section will be displayed which is mandatory for user to key-in inputs.



(d) Form IA-JV: Joint-Venture Abroad without Entity

Section 1: Self-Assessment and Declaration	Applicant/Submitter is required to key-in inputs for all mandatory fields before moving on to the next page of this form. Any hyperlink '*Click here to download*' in this section are for Applicant/Submitter to download the template to key-in the required information before attaching template to the attachment section.

Error message(s)
Displayed when user clicks on next/other section of form which is to notify user to key-in inputs for mandatory field(s) in the current page.

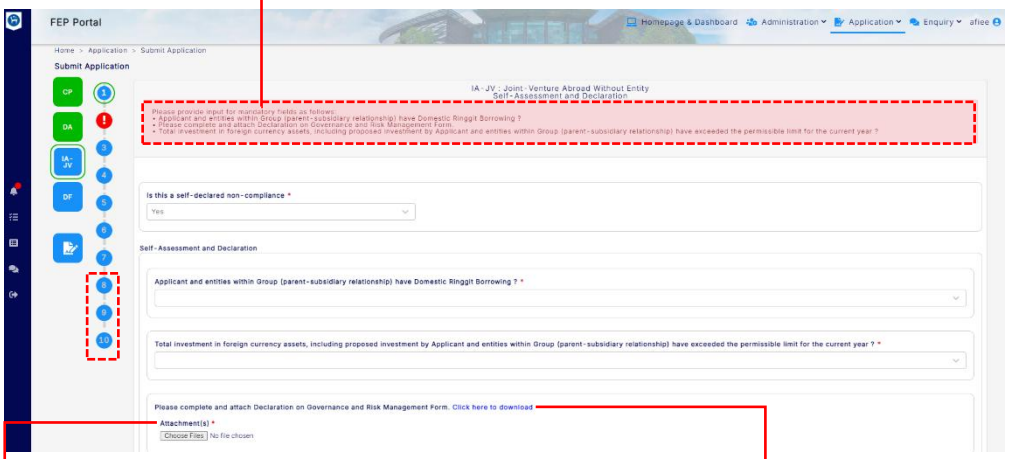

Attachment(s)
Can attach the template with inputs here.

Hyperlink
When Applicant/Submitter click on this hyperlink, the template document will be downloaded.

- "If Applicant/Submitter chose **YES** at "**Is this a self-declared non-compliance?**" field, the NC form section will be added to the application form as seen in the navigation pane.

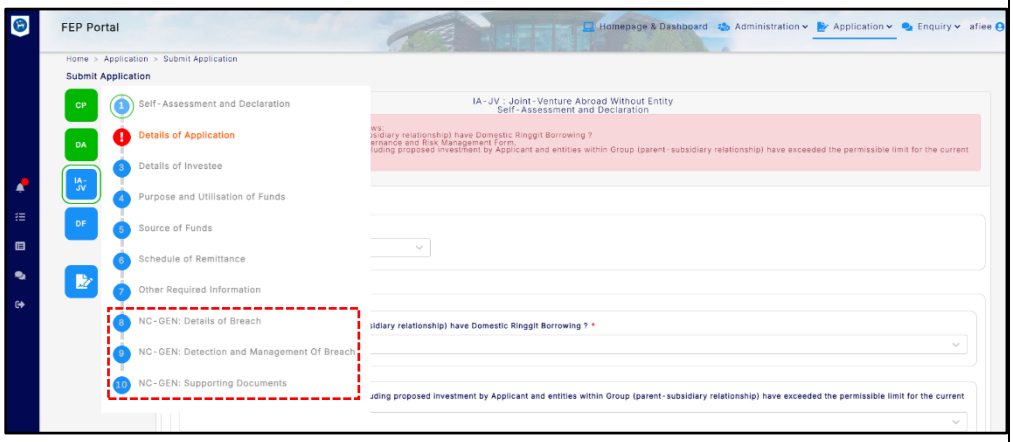

- "If Applicant/Submitter chose **YES** at the "**Does Applicant and/or entities within the Group (parent-subsidiary relationship) have Domestic Ringgit Borrowing?"** field, the Declaration on Existing Borrowing Form attachment section will be displayed.

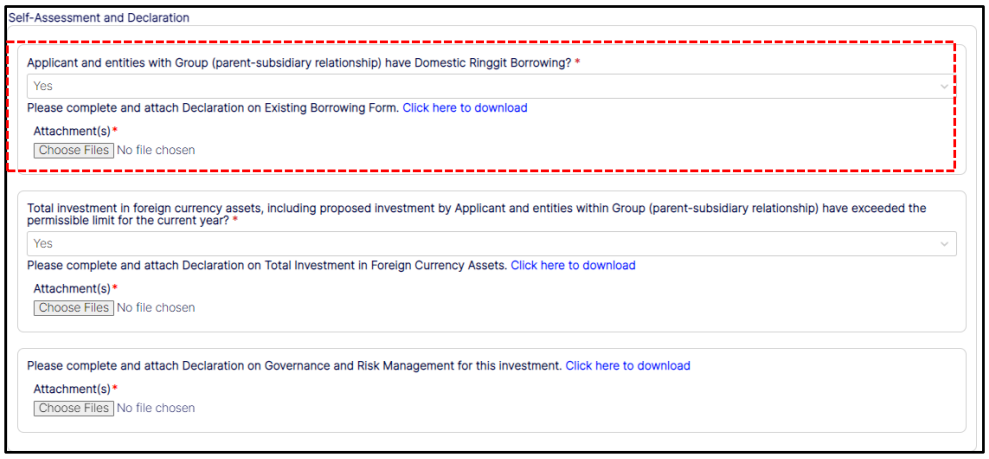

- If Applicant/Submitter chose **YES** at "**Has the total investment in foreign currency assets, including proposed investment by Applicant and entities within the Group (parent-subsidiary relationship) exceeded the permissible limit for the current year?"** field, the Declaration on Total Investment in Foreign Currency Assets attachment section will be displayed.

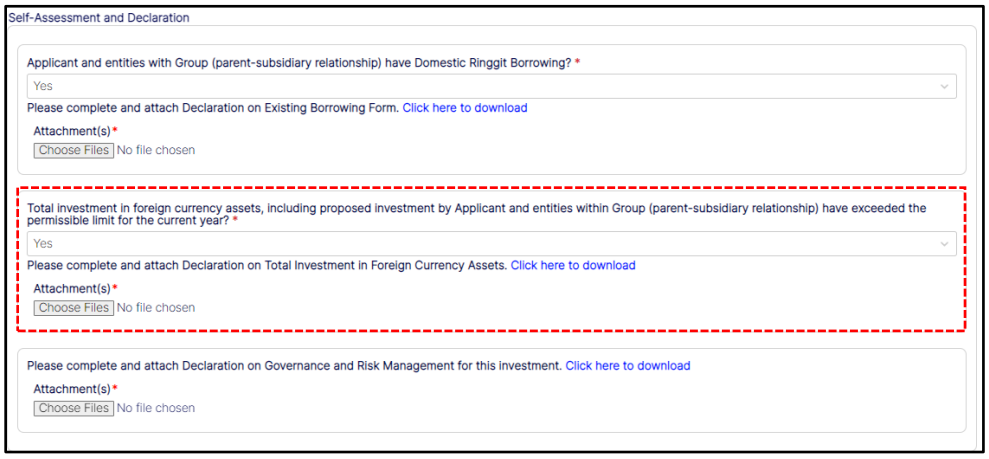

Section 2: Details of Application

Applicant/Submitter is required to key-in inputs for all mandatory fields before moving on to the next page of the form.

Type of Application
If choose "Increase in existing investment", mandatory to key-in either Set 1 or Set 2

Subsequent set
Click on + to add new entry set and click on − to remove the entry set

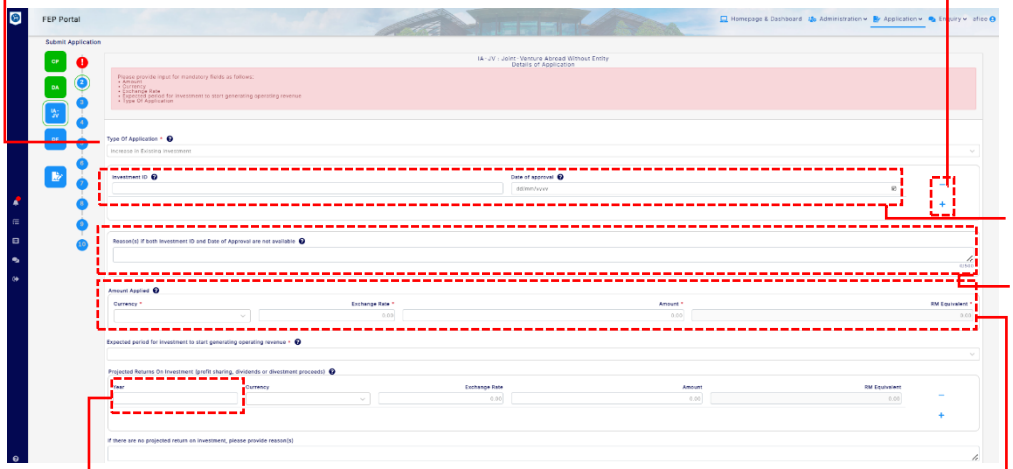

Year
Must current or future year

Amount Applied
Currency and Amount Applied where the difference between RM Equivalent value and Total Amount RM Equivalent at Section 4 (Purpose and Utilisation of Funds) or Section 5 (Source of Funds) or Section 6 (Proposed Schedule of Remittance) must not exceed tolerance configured by BNM.

Section 3: Details of Investee

Applicant/Submitter is required to key-in inputs for all mandatory fields before moving on to the next page of the form. Any hyperlink '*Click here to download*' in this section is for Applicant/Submitter to download the template and key-in the required information before attaching the template to the attachment section.

Error message(s)
Displayed when user clicks on next/other section of form which is to notify user to key-in inputs for mandatory field(s) at current page.

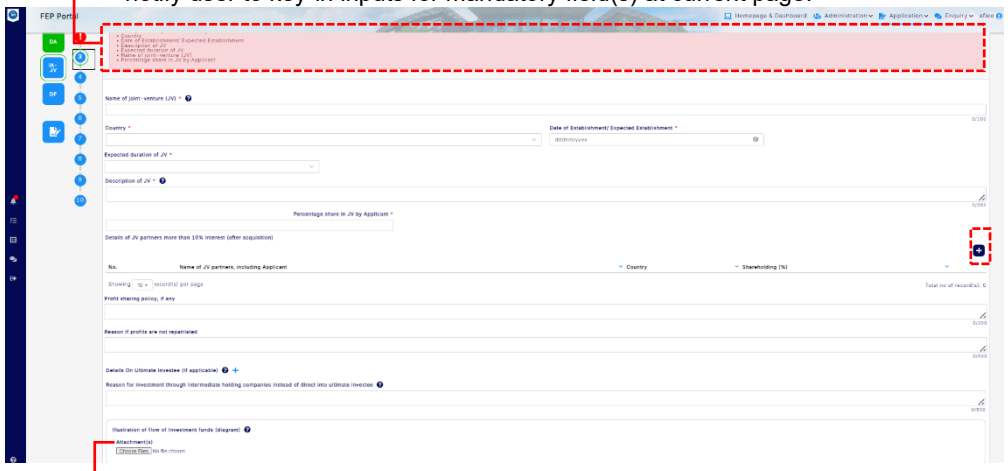

Attachment(s)
Can attach the template with inputs here.

- User can click on + icon and **"Details of shareholders holding more than 10 % interest (after acquisition) – Add"** screen will be displayed. It is optional for Applicant/Submitter to key-in inputs for this section, but if Applicant/Submitter wants to provide the details of shareholder(s), Applicant/Submitter is required to key-in inputs for all the fields in this screen before clicking on the **Save** button.

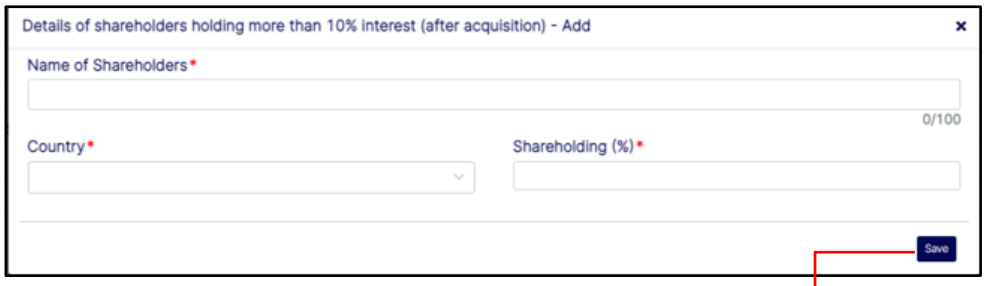

Save
Upon saving successfully, the inputs will be recorded in table listing.

- User can click on + icon at Details of Ultimate Investee section and **"Details of Ultimate Investee – Add"** screen will be displayed. It is optional for Applicant/Submitter to key-in inputs for this section, but if Applicant/Submitter wants to provide the details of ultimate investee(s), Applicant/Submitter is required to key-in inputs for all the fields in this screen before clicking on the **Save** button.



Save
Upon saving successfully, the inputs will be recorded in table listing.

- Applicant/Submitter can click on , or + to manage the records at the table listing.

<table>
<tr><td></td><td>
</td></tr>
<tr><td>Section 4: Purpose and Utilisation of Funds</td><td>Applicant/Submitter is required to key-in inputs for all mandatory fields before moving on to the next page of the form . Any hyperlink ‘Click here to download’ in this section is for Applicant/Submitter to download the template and key-in the required information before attaching the template to the attachment section.

Use of Invested Funds
Applicant/Submitter is required to key-in at least one set. For example, if user wants to key-in at Investee’s Own Use -> Capital Expenditure, Currency, Exchange Rate and Amount are mandatory fields.

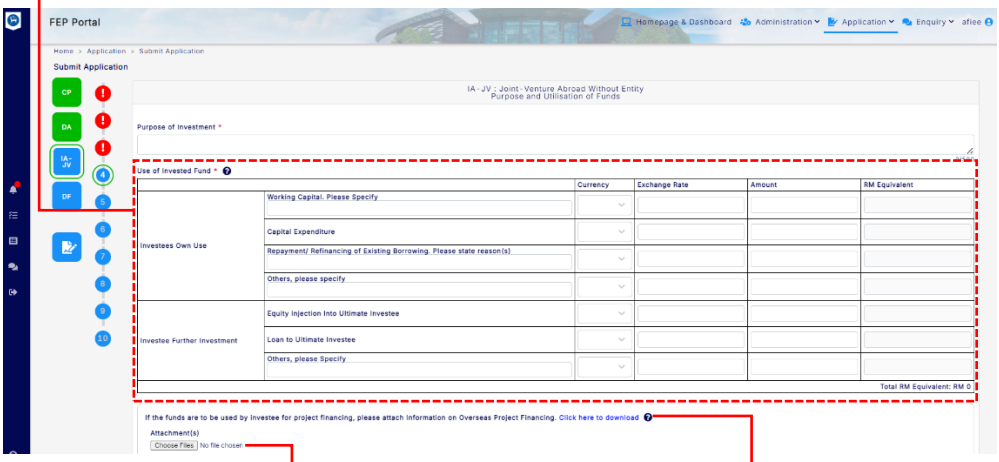

Attachment(s)
Can attach the template with inputs here.

Hyperlink
When Applicant/Submitter clicks on this hyperlink, the template document will be downloaded.</td></tr>
<tr><td>Section 5: Source of Funds for Proposed Investment</td><td>Applicant/Submitter is required to key-in inputs for all the mandatory fields before moving on to the next page of the form.</td></tr>
</table>



Source of Funds for Proposed Investment

Applicant/Submitter is required to key-in at least one set of entry. For example, if user wants to key-in at Own Funds - FC Account, Currency, Exchange Rate and Amount are **mandatory** fields.

Total RM Equivalent

The difference between total amount in RM equivalent here and Amount Applied at Section 2 (Details of Application) must not exceed tolerance configured by BNM.

Section 6: Proposed Schedule of Remittance

Applicant/Submitter is required to key-in inputs for all the mandatory fields before moving on to the next page of the form.

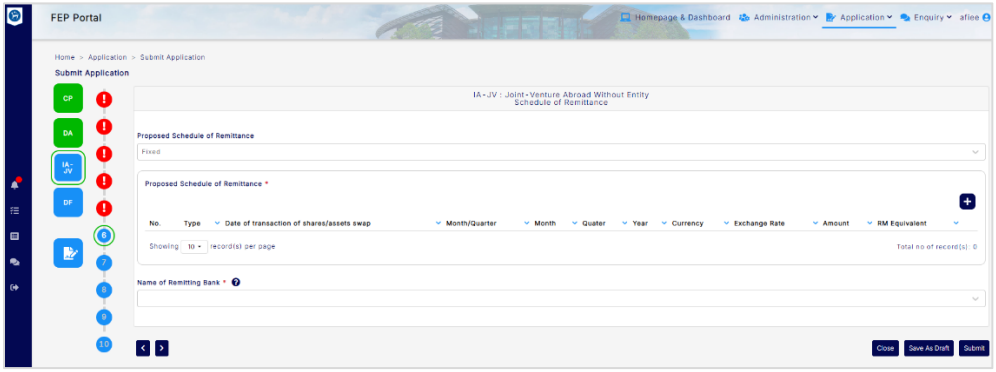

- If Applicant/Submitter chose **FIXED** at "**Proposed schedule of remittance**" field, the Proposed Schedule of Remittance – Type, Currency, Exchange Rate, Amount and RM Equivalent field (in one entry set) will be displayed.
- User can click on + icon and **"Proposed Schedule of Remittance – Add"** screen will be displayed. It is optional and not mandatory for Applicant/Submitter to key-in input this section. If Applicant/Submitter wants to provide the details of Proposed Schedule of Remittance, Applicant/Submitter is required to key-in inputs for all the fields in this screen before clicking on the **Save** button.

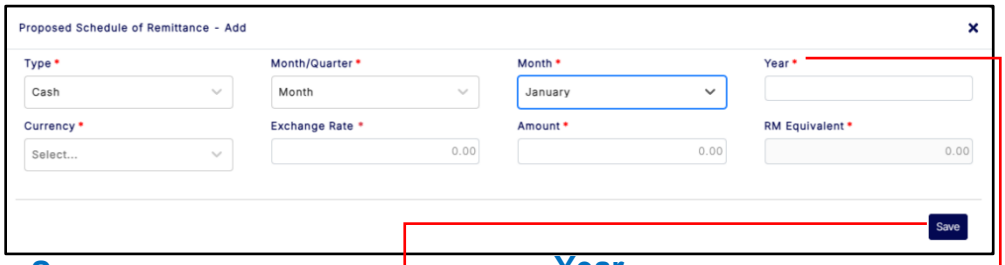

Save
Upon saving successfully, the inputs will be recorded in table listing.

Year
Either current or future year

- Applicant/Submitter can click on , or to manage the record at the table listing.
- If Applicant/Submitter chose **NOT FIXED** at "**Proposed schedule of remittance**" field, Applicant/Submitter is required to key-in inputs for **"Please provide reason"** field.

Error message(s)
Displayed upon user clicking on next/other section of form and system will notify user to key-in inputs for mandatory field(s) at current page.

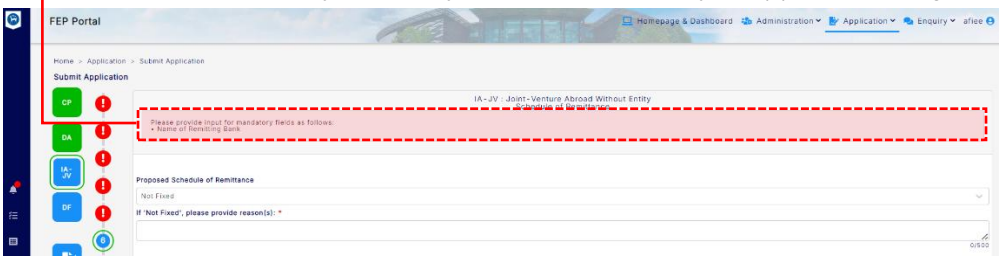

Section 7: Other Required Information

Applicant/Submitter is required to key-in inputs for all mandatory fields before moving on to the next page of the form. Any hyperlink '*Click here to download*' in this section is for Applicant/Submitter to download the template and key-in the required information before attaching template to the attachment section.

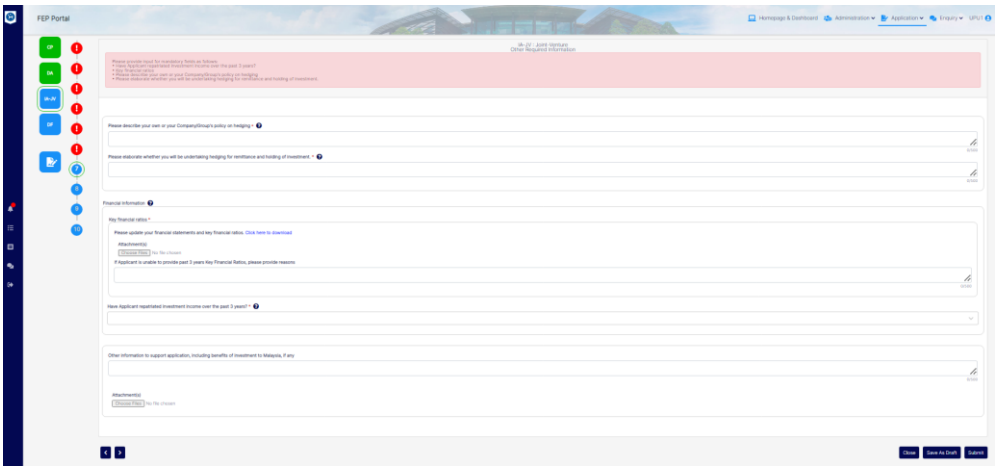

- If Applicant/Submitter chose **YES** at "**Has Applicant repatriated investment income over the past 3 years?"** field, the details of repatriation section will be displayed which is **mandatory** for user to key-in inputs.

Hyperlink
When Applicant/Submitter clicks on this hyperlink, the template document will be downloaded.



Attachment(s)
Can attach the template with inputs here.

Subsequent set
Click on + to add new entry set and click on − to remove the entry set.

- If Applicant/Submitter chose **NO** at "**Has Applicant repatriated investment income over the past 3 years?"** field, the "please provide reason" section will be displayed which is mandatory for user to key-in inputs.

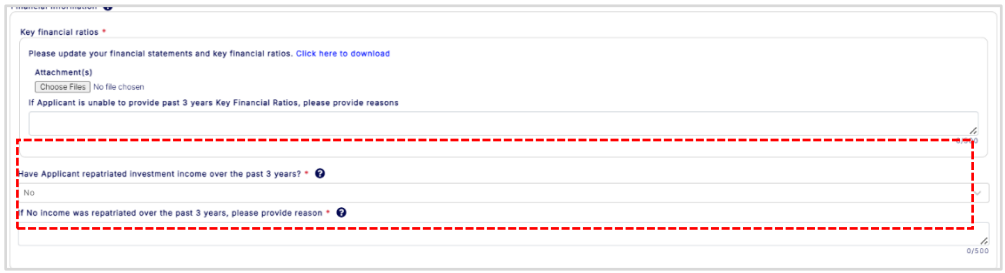

(e) Form IA-RE: Purchase of Real Estate Abroad (IA-RE)

Section 1: Self-Assessment and Declaration	Applicant/Submitter is required to key-in inputs for all the mandatory fields before moving on to the next page of this form. Any hyperlink '*Click here to download*' in this section is for Applicant/Submitter to download the template to key-in the required information before attaching template to the attachment section.

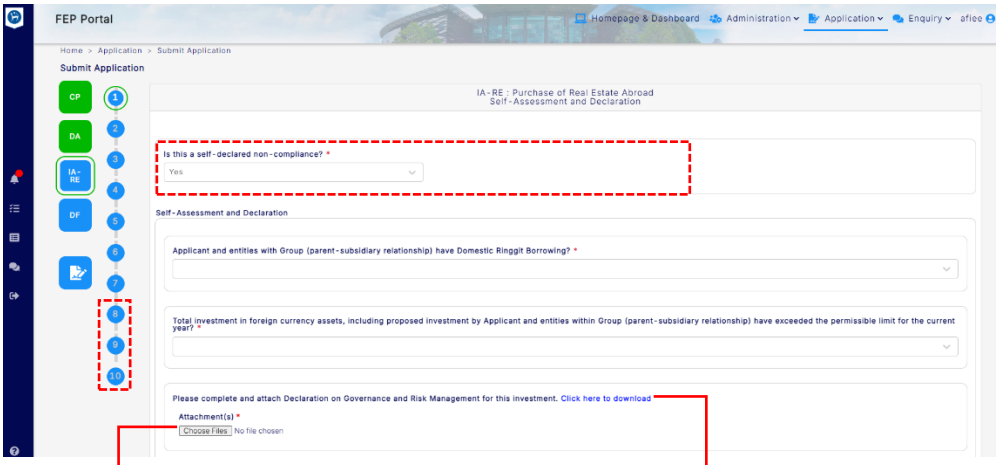

- If Applicant/Submitter chose **YES** at "**Is this a self-declared non-compliance?**" field, the NC form section will be added to the application form as seen in the navigation pane.

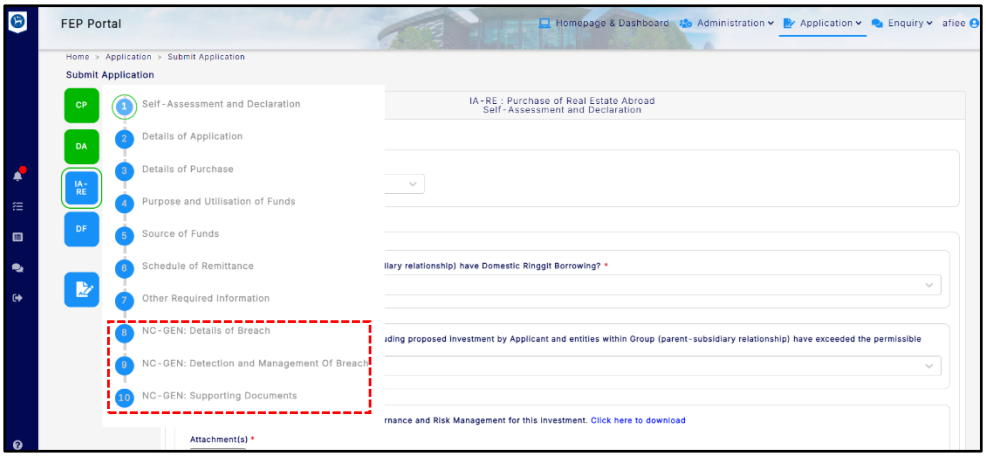

- If Applicant/Submitter chose **YES** at the "**Applicant and entities with Group (parent-subsidiary relationship) have Domestic Ringgit Borrowing?"** field, the Declaration on Existing Borrowing Form attachment section will be displayed.

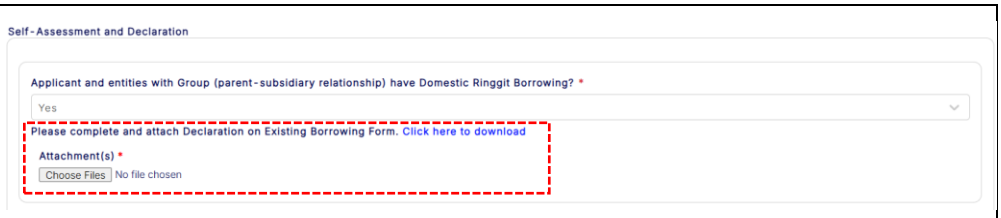

- If Applicant/Submitter chose **YES** at "**Total investment in foreign currency assets, including proposed investment by Applicant and entities within Group (parent-subsidiary relationship) have exceeded the permissible limit for the current year?"** field, the Declaration on Total Investment in Foreign Currency Assets attachment section will be displayed.

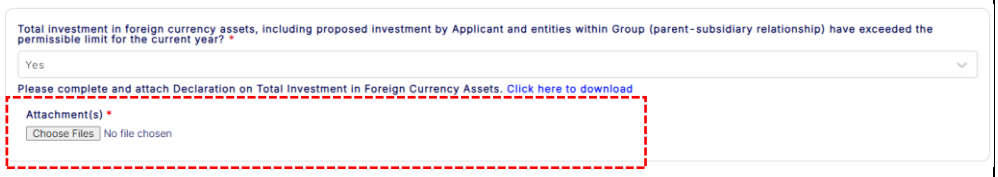

  - Applicant/Submitter to attach an attachment for "**Please complete and attach Declaration on Governance and Risk Management for this investment"**



Section 2: Details of Application

Applicant/Submitter is required to key-in inputs for all mandatory fields before moving on to the next page of the form.

Type of Application
If choose "Increase in existing investment", mandatory to key-in either Set 1 or Set 2

Subsequent set
Click on + to add new entry set and click on − to remove the entry set

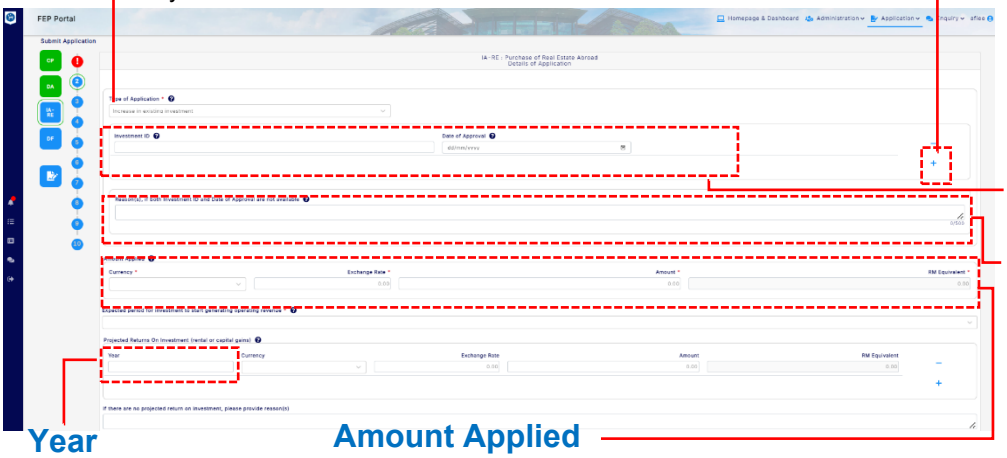

Year
Must current or future year.

Amount Applied
Currency and Amount Applied where the difference between RM Equivalent value and the Total Amount RM Equivalent at Section 5 (Source of Funds) or Section 6 (Proposed Schedule of Remittance) must not exceed tolerance configured by BNM.

Section 3: Details of Purchase	Applicant/Submitter is required to key-in inputs for all mandatory fields before moving to the next page of the form. • If Applicant/Submitter chose **YES** at "**Details of Joint Purchaser (if applicable)**", Name, Residency Status, Relationship with Applicant, Principal Business Activity Or Occupation field (in one entry set) will be displayed. **Error message(s)** Displayed when Applicant/Submitter clicks on next/other section of form to notify user to key-in inputs for mandatory field(s) at current page. 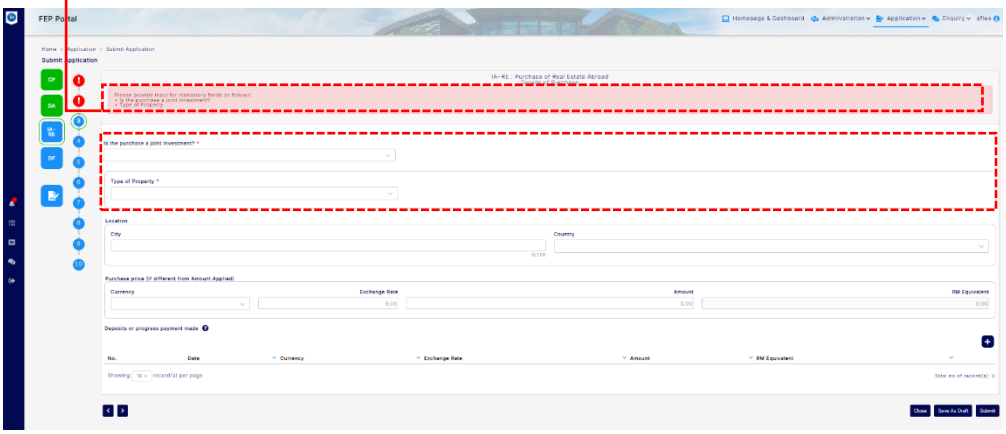 • User can click on ⊕ icon, **"Details of joint purchaser (if applicable) – Add"** screen will be displayed. It is optional and not mandatory for Applicant/Submitter to key-in inputs in this section, but if Applicant/Submitter wants to provide the details of joint purchaser(s), Applicant/Submitter is required to key-in inputs for all the mandatory fields in this screen before clicking on the **Save** button.  • User can click on ⊕ icon, **"Deposits or progress payment made – Add"** screen will be displayed. It is optional and not mandatory

<table>
<tr><td></td><td>for Applicant/Submitter to key-in inputs for this section, but if Applicant/Submitter wants to provide the details of for this section, Applicant/Submitter required to key-in inputs for all the mandatory fields in this screen before clicking on the Save button.
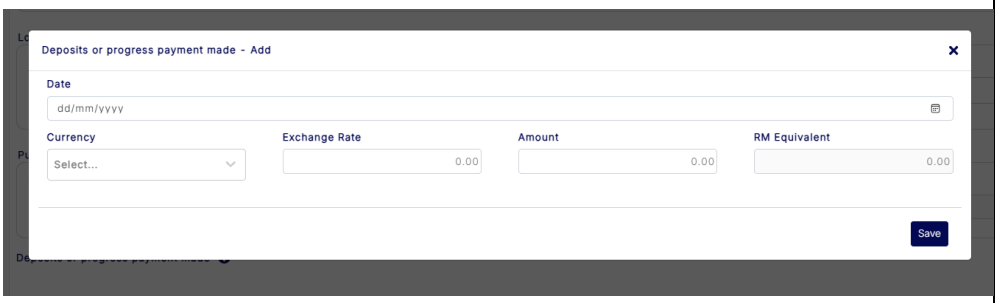
</td></tr>
<tr><td>Section 4: Purpose and Utilisation of Funds</td><td>Applicant/Submitter is required to key-in inputs for all mandatory fields before moving on to the next page of the form. Any hyperlink ‘Click here to download’ in this section is for Applicant/Submitter to download the template and key-in the required information before attaching the tempate to the attachment section.

</td></tr>
<tr><td>Section 5: Source of Funds for Proposed Investment</td><td>Applicant/Submitter is required to key-in inputs for all mandatory fields before moving on to the next page of the form.</td></tr>
</table>

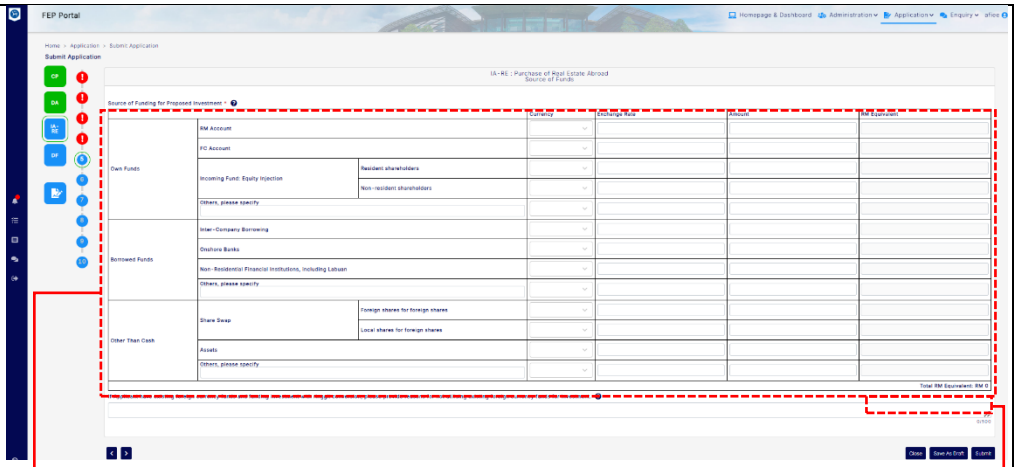

Source of Funds for Proposed Investment

Applicant/Submitter is required to key-in at least one set of entry. For example if user wants to key-in at Own Funds - FC Account, Currency, Exchange Rate and Amount are **mandatory** fields.

Total RM Equivalent (RM)

The difference between total amount in RM equivalent here and the Amount Applied in Section 2 (Details of Application) must not exceed tolerance configured by BNM.

Section 6: Proposed Schedule of Remittance	Applicant/Submitter is required to key-in inputs for all mandatory fields before moving on to the next page of the form. Any hyperlink '*Click here to download* ' in this section are for Applicant/Submitter to download the template and key-in the required information and attach to the attachment section. • If Applicant/Submitter chose **FIXED** at "**Proposed schedule of remittance**" field, the Proposed Schedule of Remittance – Type, Currency, Exchange Rate, Amount and RM Equivalent field (in one entry set) will be displayed. • User can click on + icon and **"Proposed Schedule of Remittance – Add"** screen will be displayed. It is optional and not mandatory for Applicant/Submitter to key-in input this section. If Applicant/Submitter wants to provide the details of Proposed Schedule of Remittance, Applicant/Submitter is required to key-in inputs for all the fields in this screen before clicking on the **Save** button.

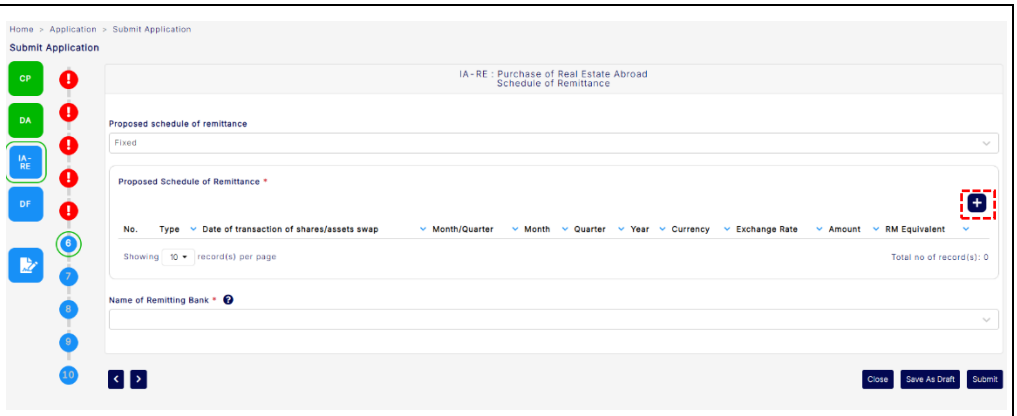

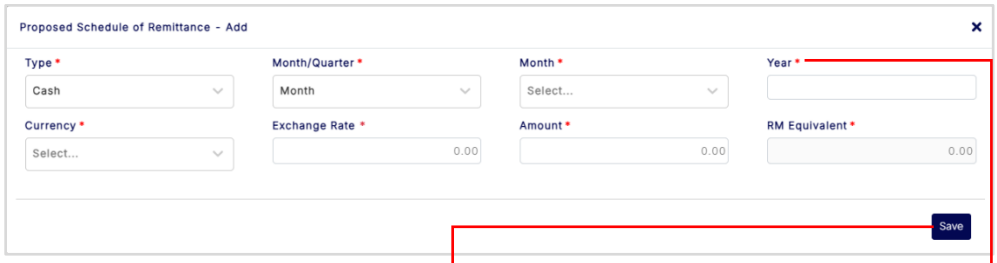

Save
Upon saving successfully, the inputs will be recorded in table listing.

Year
Must current or future year.

- Applicant/Submitter can click on , or to manage the records at the table listing.

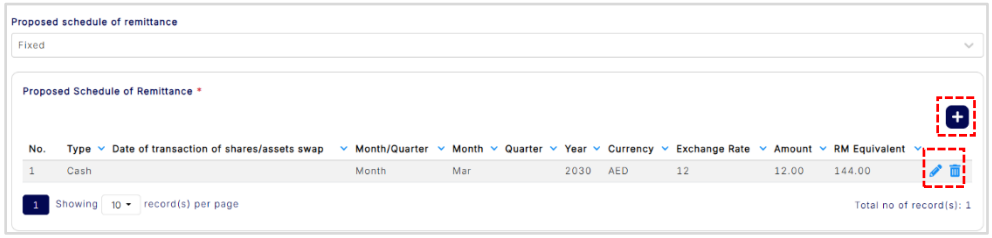

- If Applicant/Submitter chose **NOT FIXED** at "**Proposed schedule of remittance"** field, Applicant/Submitter is required to key-in inputs at **"Please provide reason"** field.

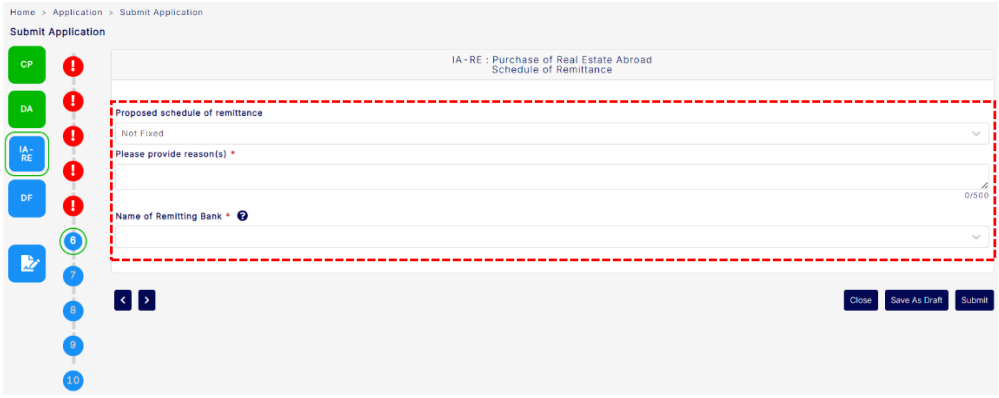

Section 7: Other Required Information	Applicant/Submitter is required to key-in inputs for all the mandatory fields before moving on to the next page of the form. Any hyperlink '*Click here to download'* in this section is for Applicant/Submitter to download the template and key-in required information before attaching template to the attachment section.

Attachment(s)
Can attach the template with inputs here.

Hyperlink
When Applicant/Submitter clicks on this hyperlink, the template document will be downloaded.

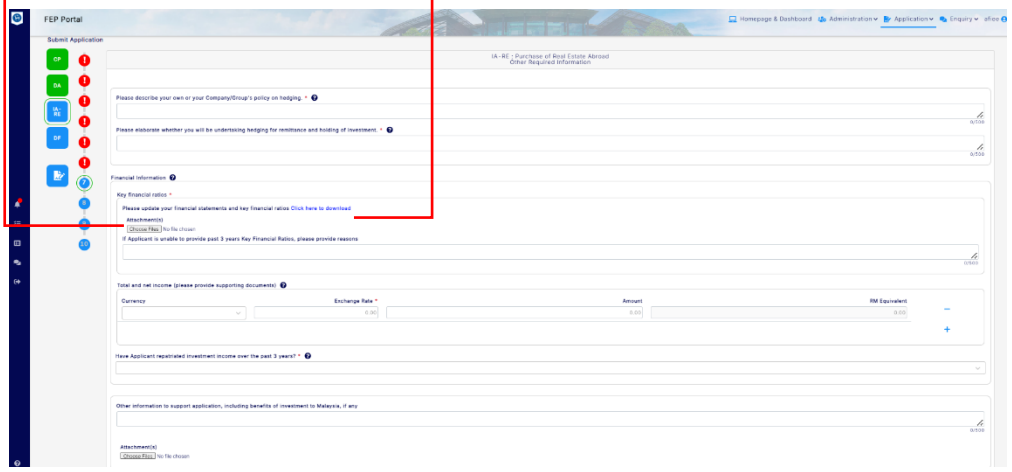

- If Applicant/Submitter chose **YES** at "**Has Applicant repatriated investment income over the past 3 years?"** field, the details of repatriation section will be displayed which is **mandatory** for user to key-in the inputs.



Amount & RM Equivalent
Value can be zero "0"

Subsequent set
Click on + to add new entry set and click on − to remove the entry set

- If Applicant/Submitter chose **NO** at "**Has Applicant repatriated investment income over the past 3 years?"** field, the "please provide reason" section will be displayed which is mandatory for user to key-in inputs.

	

(f) Form IA-PD: Placement of Deposits Abroad (IA-PD)

Section 1: Self-Assessment and Declaration	Applicant/Submitter is required to key-in inputs for all mandatory fields before moving on to the next page of this form. Any hyperlink '*Click here to download*' in this section are for Applicant/Submitter to download the template to key-in the required information before attaching template to the attachment section. 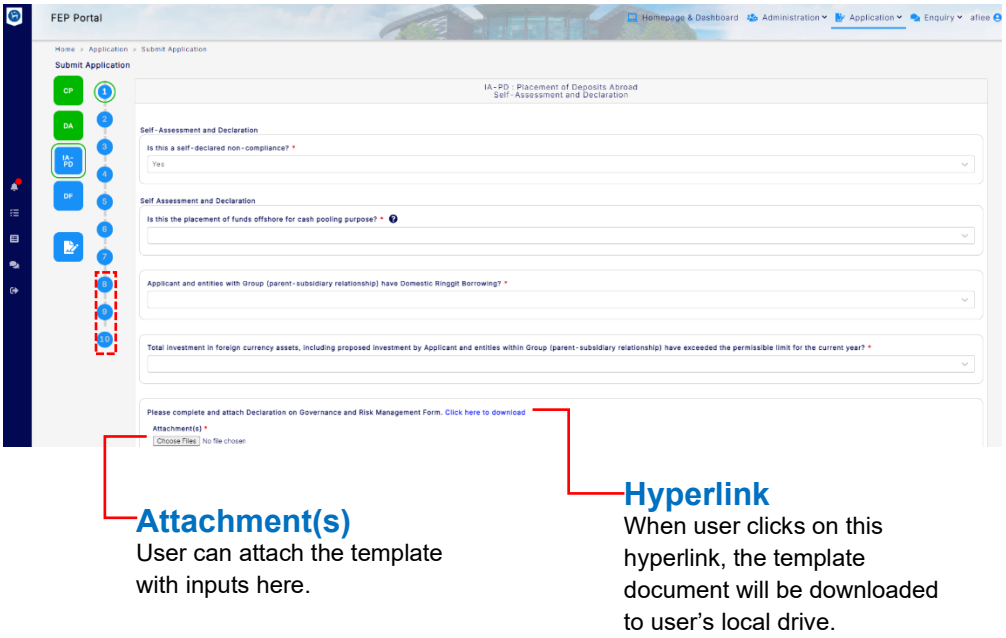 • If Applicant/Submitter chose **YES** at "**Is this a self-declared non-compliance?**" field, the NC form section will be added to the application form as seen in the navigation pane.



- If Applicant/Submitter chose **YES** at the "**Applicant and entities with Group (parent-subsidiary relationship) have Domestic Ringgit Borrowing?"** field, the Declaration on Existing Borrowing Form attachment section will be displayed.

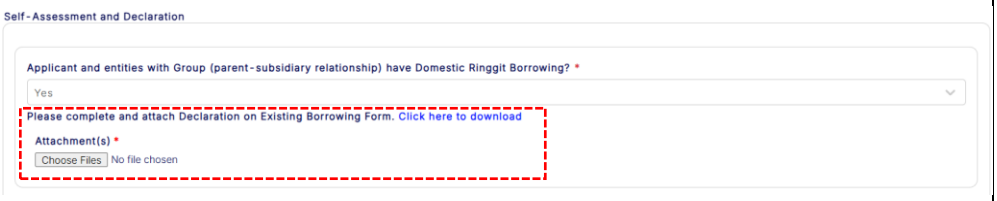

- If Applicant/Submitter chose **YES** at "**Total investment in foreign currency assets, including proposed investment by Applicant and entities within Group (parent-subsidiary relationship) have exceeded the permissible limit for the current year?"** field, the Declaration on Total Investment in Foreign Currency Assets attachment section will be displayed.



- Applicant/Submitter to attach an attachment for "**Please complete and attach Declaration on Governance and Risk Management for this investment"**

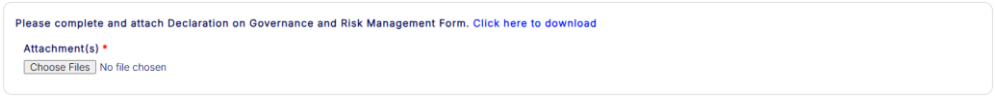

Section 2: Details of Application	Applicant/Submitter is required to key-in inputs for all mandatory fields before moving on to the next page of the form.

<table>
<tr>
<td></td>
<td>
Type of Application
If choose “Increase in existing investment”, mandatory to key-in inputs for either Set 1 or Set 2

Subsequent set
Click on + to add new entry set and click on − to remove the entry set

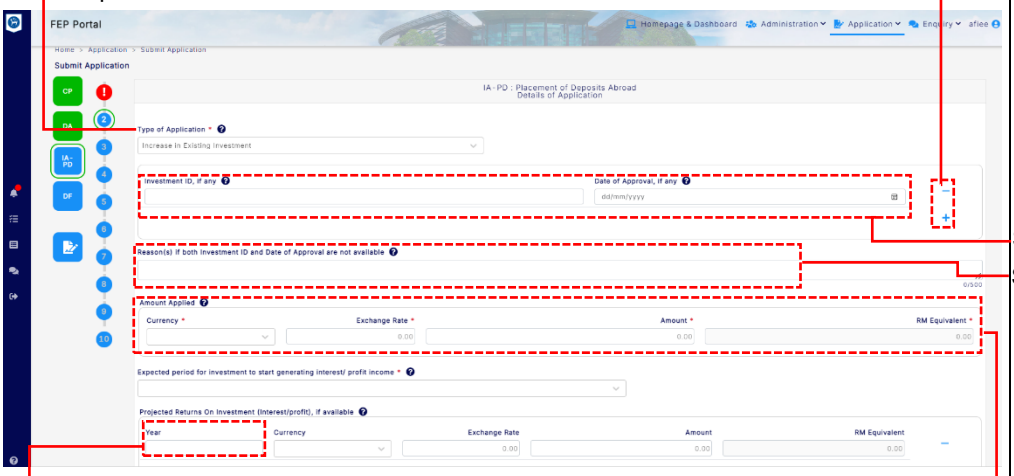

Amount Applied
Currency and Amount Applied where the difference between RM Equivalent value and the Total Amount RM Equivalent at Section 5 (Source of Funds) or Section 6 (Proposed Schedule of Remittance) must not exceed tolerance configured by BNM..

Year
Must be current or future year.
</td>
</tr>
<tr>
<td>Section 3: Details of Placement of Funds</td>
<td>
Applicant/Submitter is required to key-in inputs for all mandatory fields before moving on to the next page of the form.

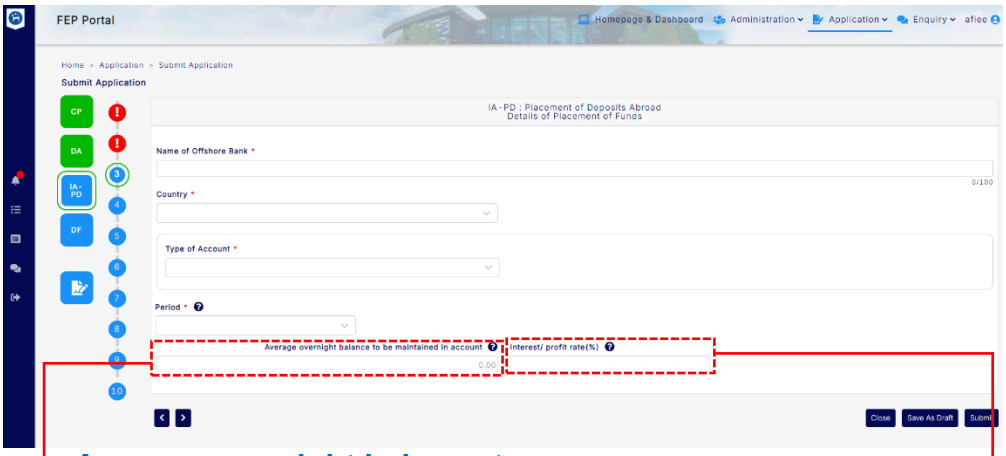

Average overnight balance to be maintained in account
This field only accept digits and decimal amount.

Interest profit rate
This section only accept digits and maximum length is 30 digits and characters.
</td>
</tr>
<tr>
<td>Section 4: Purpose and Utilisation of Funds</td>
<td>Applicant/Submitter is required to key-in inputs for all mandatory fields before moving on to the next page of this form. Any hyperlink ‘Click here to download’ in this section are for Applicant/Submitter to download the template to key-in the required information before attaching template to the attachment section.</td>
</tr>
</table>

<table>
<tr>
<td></td>
<td>
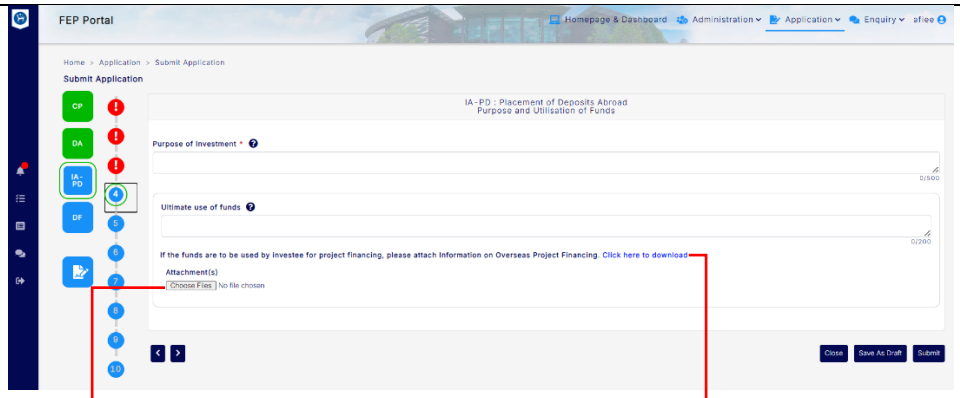

Attachment(s)
User can attach the template with inputs here.

Hyperlink
When user clicks on this hyperlink, the template document will be downloaded to user's local drive.
</td>
</tr>
<tr>
<td>Section 5: Source of Funds for Proposed Investment</td>
<td>
Applicant/Submitter is required to key-in inputs for all mandatory fields before moving on to the next page of the form.

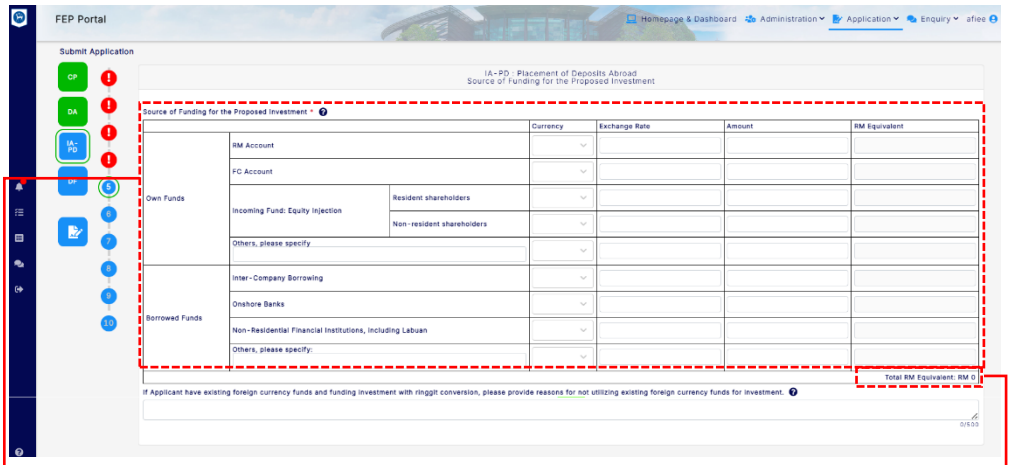

Source Funds for the Proposed Investment
Applicant/Submitter is required to key-in at least one set of entry. For example, if user wants to key-in at Investee's Own Use -> Capital Expenditure, Currency, Exchange Rate and Amount are mandatory fields.

Total RM Equivalent (RM)
The difference between total amount in RM equivalent here and Amount Applied in Section 2 (Details of Application) must not exceed tolerance configured by BNM.
</td>
</tr>
<tr>
<td>Section 6: Proposed Schedule of Remittance</td>
<td>
Applicant/Submitter is required to key-in inputs for all mandatory fields before moving on to the next page of the form.

• If Applicant/Submitter chose FIXED at "Proposed schedule of remittance" field, the Proposed Schedule of Remittance – Type, Currency, Exchange Rate, Amount and RM Equivalent field (in one entry set) will be displayed.
</td>
</tr>
</table>

- User can click on icon ➕ and **"Proposed Schedule of Remittance – Add"** screen will be displayed. It is optional and not mandatory for Applicant/Submitter to key-in input this section. If Applicant/Submitter wants to provide the details of **Proposed Schedule of Remittance**, Applicant/Submitter is required to key-in inputs for all the fields in this screen before clicking on the **Save** button.

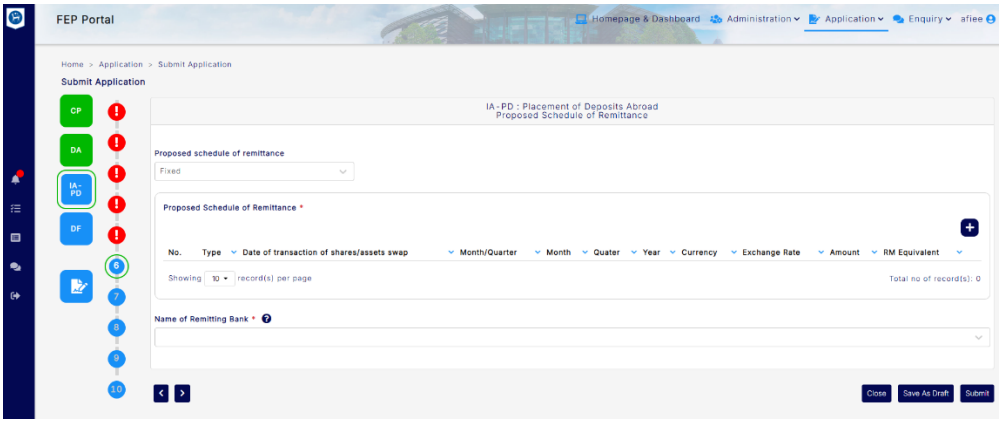

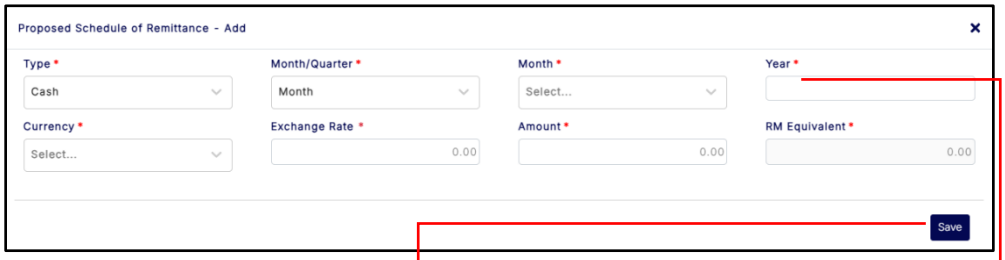

Save
Upon saving successfully, the inputs will be recorded in table listing.

Year
Must current or future year

- Applicant/Submitter can click on ✏, ➕ or ➕ to manage the record at the table listing.

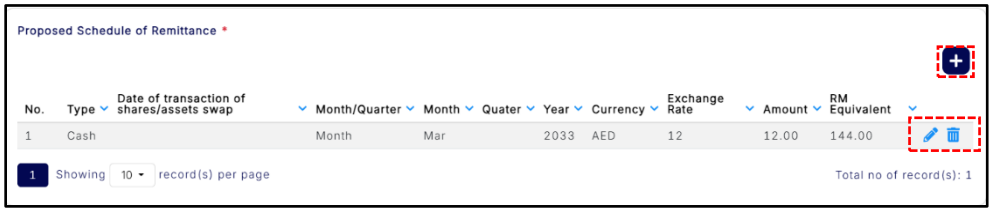

- If Applicant/Submitter chose **NOT FIXED** at "**Proposed schedule of remittance**" field, Applicant/Submitter is required to key-in the inputs for **"Please provide reason"** field.

<table>
<tr><td></td><td>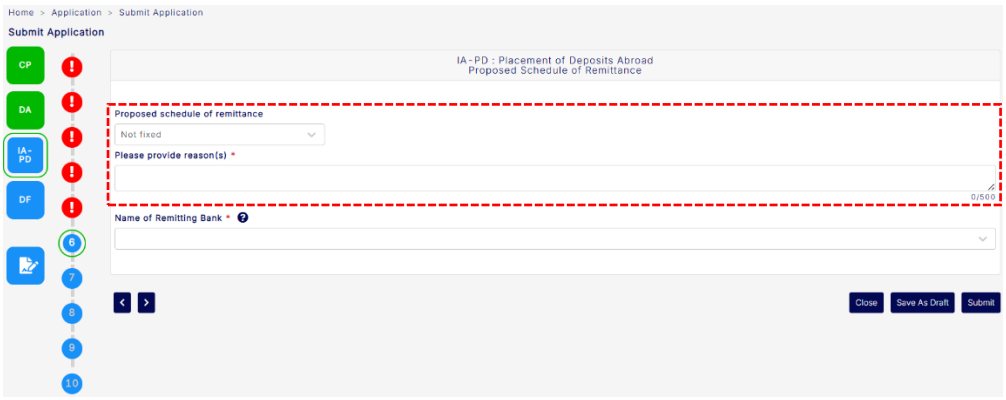
</td></tr>
<tr><td>Section 7: Other Required Information</td><td>Applicant/Submitter is required to key-in inputs for all mandatory fields before moving on to the next page of the form. Any hyperlink ‘Click here to download’ in this section is for Applicant/Submitter to download the template and key-in the required information before attaching template to the attachment section.

Attachment(s)
Can attach the template with inputs here.

Hyperlink
When Applicant/Submitter clicks on this hyperlink, the template document will be downloaded.

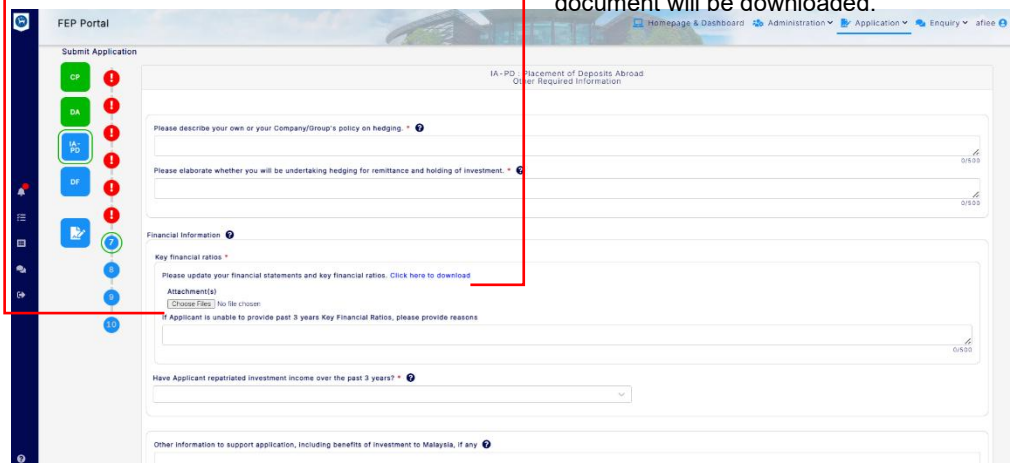

• If Applicant/Submitter chose YES at “Has Applicant repatriated investment income over the past 3 years?” field, the details of repatriation section will be displayed which is mandatory for user to key-in inputs.</td></tr>
</table>



Amount & RM Equivalent
Value can be zero "0".

Subsequent set
Click on + to add new entry set and click on − to remove the entry set.

- If Applicant/Submitter chose **NO** at "**Has Applicant repatriated investment income over the past 3 years?"** field, the "please provide reason" section will be displayed which is mandatory for user to key-in inputs.



(g) Form IA-CP: Cash Pooling with Non-Resident (IA-CP)

Section 1: Self-Assessment and Declaration	Applicant/Submitter is required to key-in inputs for all the mandatory fields before moving on to the next page of this form. Any hyperlink '*Click here to download'* in this section are for Applicant/Submitter to download the template to key-in the required information before attaching template to the attachment section.

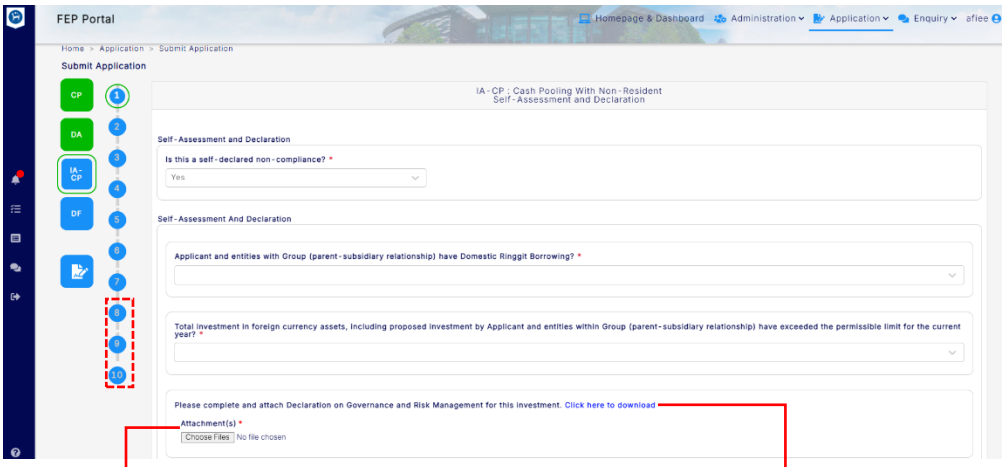

- If Applicant/Submitter chose **YES** at "**Is this a self-declared non-compliance?**" field, the NC form section will be added to the application form as seen in the navigation pane.

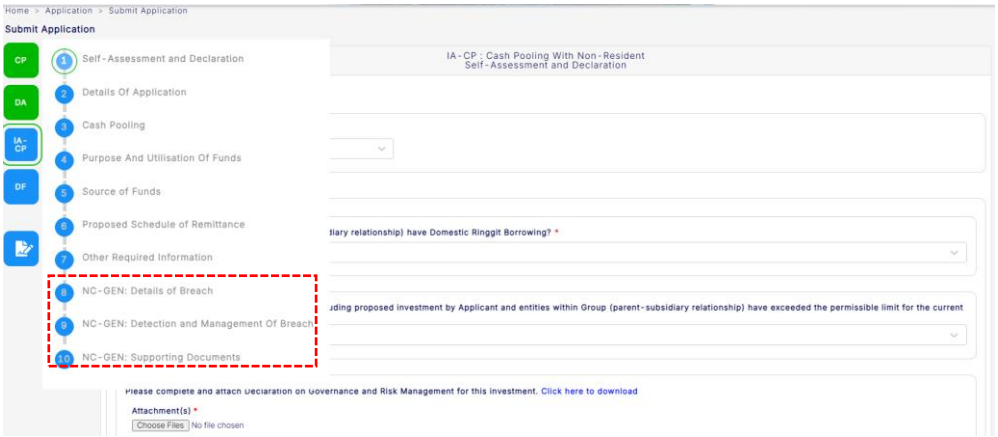

- If Applicant/Submitter chose **YES** at the "**Does Applicant and/or**

entities within the Group (parent-subsidiary relationship) have Domestic Ringgit Borrowing?" field, the Declaration on Existing Borrowing Form attachment section will be displayed.



- If Applicant/Submitter chose **YES** at **"Has the total investment in foreign currency assets, including proposed investment by Applicant and entities within the Group (parent-subsidiary relationship) exceeded the permissible limit for the current year?"** field, the Declaration on Total Investment in Foreign Currency Assets attachment section will be displayed.

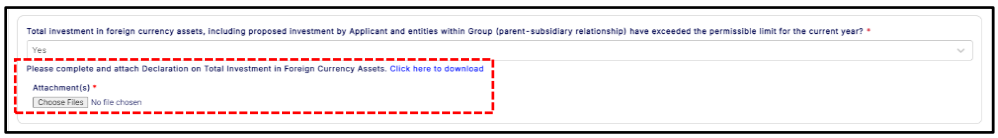

Section 2: Details of Application

Applicant/Submitter is required to key-in inputs for all the mandatory fields before moving on to the next page of the form.

Type of Application
If choose "Increase in existing investment", mandatory to key-in either Set 1 or Set 2

Subsequent set
Click on + to add new entry set and click on − to remove the entry set

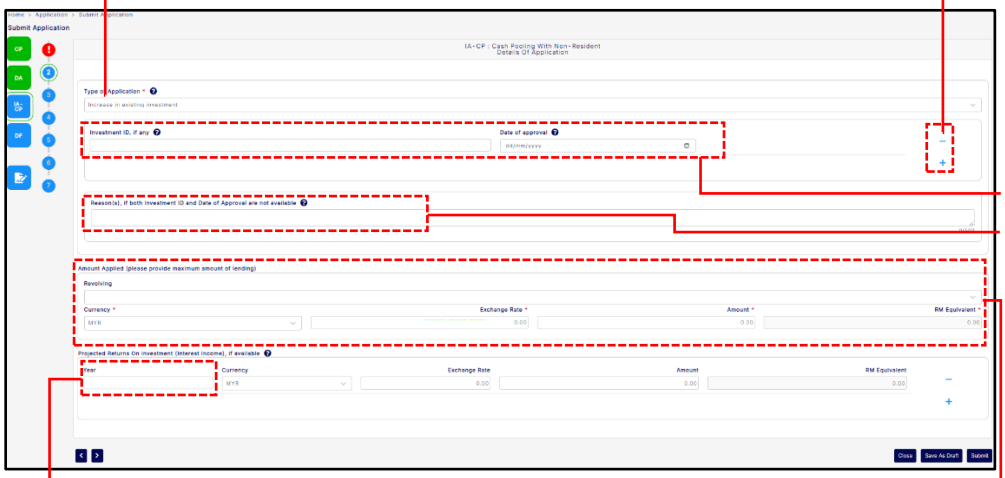

Set 1

Set 2

Year
Must current or future year

Amount Applied
Currency and Amount Applied where the difference between RM Equivalent value and Total Amount RM Equivalent at Section 5 (Source of Funds) must not exceed tolerance configured by BNM.

Section 3: Details of Cash Pooling Arrangement	Applicant/Submitter is required to key-in inputs for all the mandatory fields before moving on to the next page of the form. **Mandatory field** User required to key-in this field.  **Interest Rate (per annum)** This field only accept digits and decimal amount. **Tooltips** Hover mouse over ? to view information and guidelines for the field.
Section 4: Purpose and Utilisation of Funds	Applicant/Submitter is required to key-in inputs for all the mandatory fields before moving on to the next page of this form. Any hyperlink '*Click here to download*' in this section is for Applicant/Submitter to download the template to key-in the required information before attaching template to the attachment section. **Hyperlink** When user clicks on this hyperlink, the template document will be downloaded to user's local drive. **Attachment(s)** User can attach the template with inputs here. 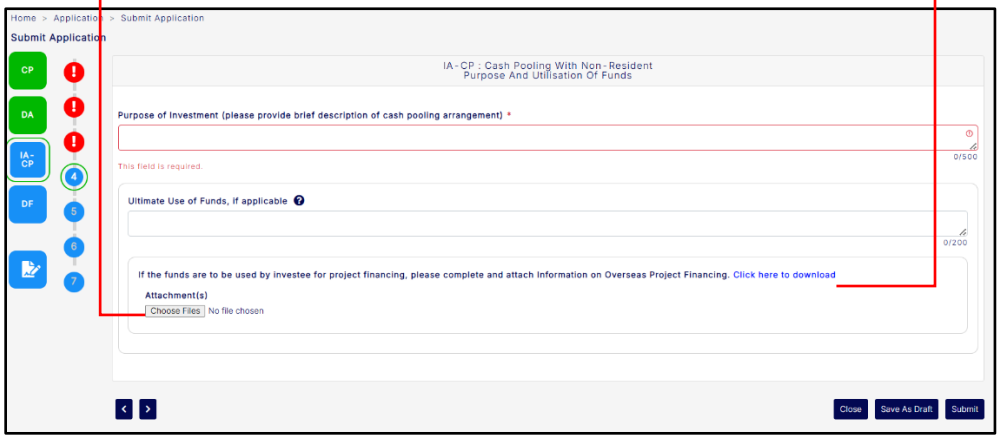

Section 5: Source of Funds for Proposed Investment	Applicant/Submitter is required to key-in inputs for all mandatory fields before moving on to the next page of the form.  **Source of Funds for Proposed Investment** Applicant/Submitter is required to key-in at least one set of entry. For example if user wants to key-in at Own Funds - FC Account, Currency, Exchange Rate and Amount are **mandatory** fields. **Total RM Equivalent (RM)** The difference between total amount in RM equivalent here and the Amount Applied/Amount Investment at Section 2 (Details of Application) must not exceed tolerance configured by BNM.
Section 6: Proposed Schedule of Remittance	Applicant/Submitter is required to key-in inputs for all mandatory fields before moving on to the next page of the form. 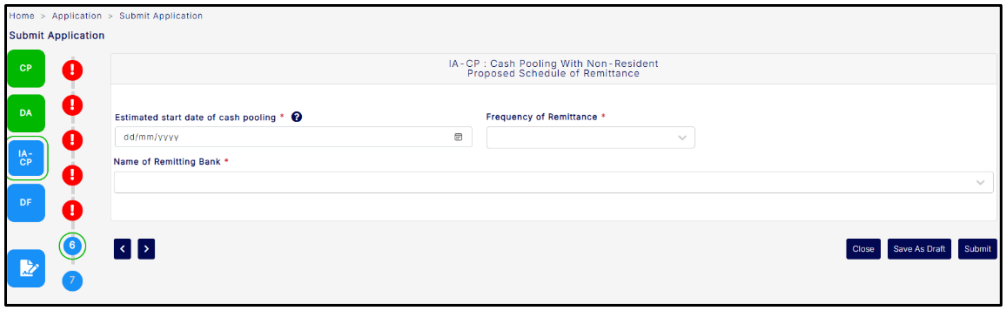
Section 7: Other Required Information	Applicant/Submitter is required to key-in inputs for all mandatory fields before moving on to the next page of the form. Any hyperlink '*Click here to download*' in this section is for Applicant/Submitter to download the template and key-in the required information before attaching template to the attachment section.

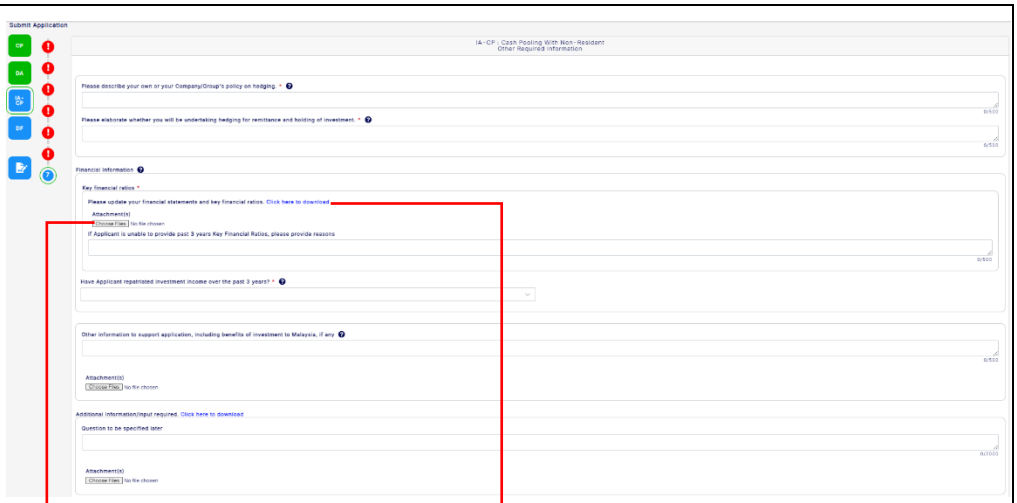

Attachment(s)
Can attach the template with inputs here.

Hyperlink
When Applicant/Submitter clicks on this hyperlink, the template document will be downloaded.

- If Applicant/Submitter chose **YES** at "**Has Applicant repatriated investment income over the past 3 years?"** field, the details of repatriation section will be displayed which is **mandatory** for user to key-in the inputs.

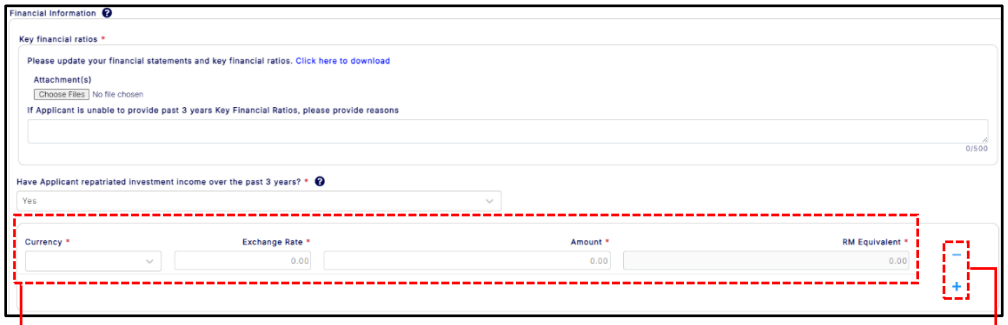

Amount & RM Equivalent
Value can be zero "0"

Subsequent set
Click on + to add new entry set and click on − to remove the entry set

- If Applicant/Submitter chose **NO** at "**Has Applicant repatriated investment income over the past 3 years?"** field, the "please provide reason" section will be displayed which is mandatory for user to key-in the inputs.



1.3.2. OFFSHORE BORROWING (OB)

(a) Form OB-NR: Offshore Borrowing by Resident from Non-Resident

Section 1: Self-Assessment and Declaration	Applicant/Submitter is required to key-in inputs for all the mandatory fields before moving on to the next page of the form. • If Applicant/Submitter chose **YES** at "**Is this a self-declared non-compliance?**" field, the NC form section will be added to the application form as seen in the navigation pane.  • If Applicant/Submitter chose **YES** at "**Has the aggregate foreign currency borrowing(s) of Applicant and entities within the Group (parent subsidiary relationship) exceeded permissible limit?**" field, the Declaration on Existing Borrowing section will be displayed. 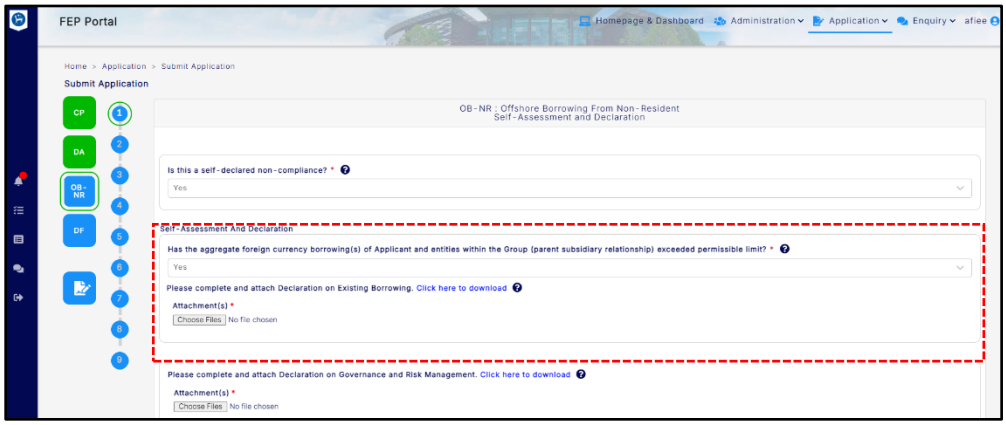 • If Applicant/Submitter chose **YES** at "**Is Applicant proposing to obtain the foreign currency borrowing from non-Labuan non-resident financial institution?**", additional question "**Has Applicant approached onshore banks or Labuan banks prior to making this**

application?" field will be displayed.

- If Applicant/Submitter chose **YES** again, then Applicant/Submitter is required to provide details of the bank(s) and cost comparison to the proposed borrowing.

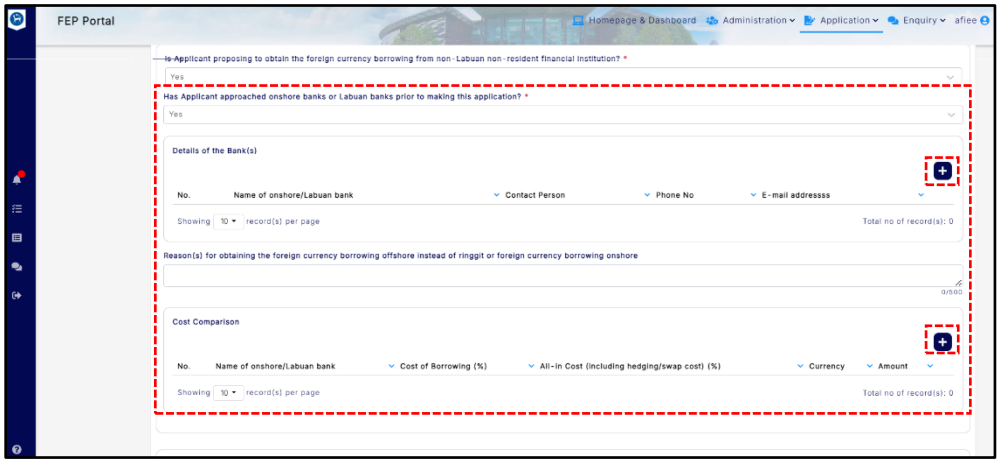

- User can click on ⊞ icon at **"Details of bank".** It is optional for Applicant/Submitter to key-in inputs for this section, but if Applicant/Submitter wants to provide the details of bank/financial institution approached for the proposed loan, Applicant/Submitter is required to key-in inputs for all the fields in this screen before clicking on the **Save** button.

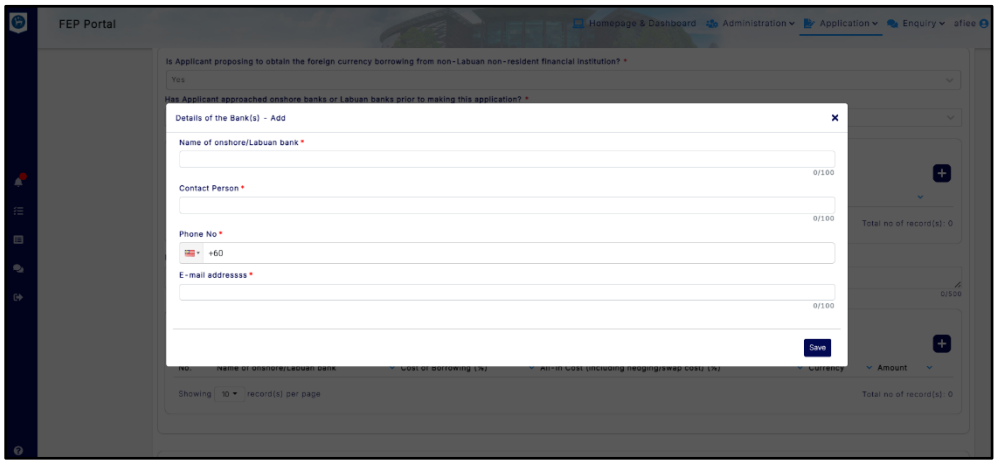

- User can click on ⊞ icon at **"Cost Comparison".** It is optional for Applicant/Submitter to key-in inputs for this section. But if Applicant/Submitter wants to provide the details of Cost Comparison of the proposed loans, Applicant/Submitter is required to key-in inputs for all the fields in this screen before clicking on the **Save** button.

<table>
<tr>
<td></td>
<td>
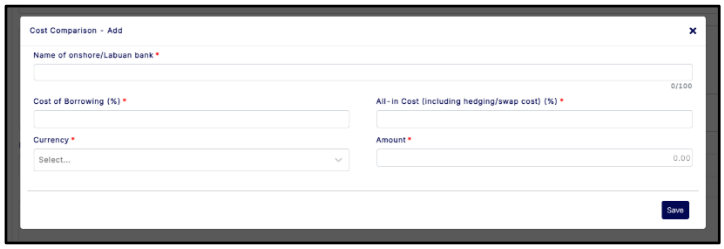

If Applicant/Submitter chose NO for the additional question “Has Applicant approached onshore banks or Labuan banks prior to making this application?” field, then Applicant/Submitter is required to provide reason(s) for not obtaining the borrowing from onshore banks or Labuan banks.



If Applicant/Submitter chose NO at “Applicant considered borrowing from the capital market” field, Applicant/Submitter is required to key-in inputs at the “Please provide reason(s)” field.

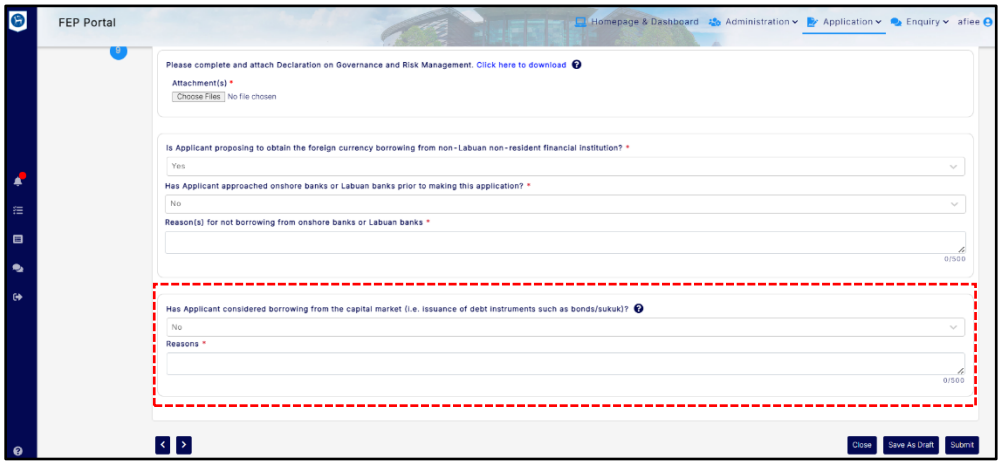

</td>
</tr>
<tr>
<td>Section 2: Details of Application</td>
<td>Applicant/Submitter is required to key-in inputs for all the mandatory fields before moving on to the next page of the form.</td>
</tr>
</table>

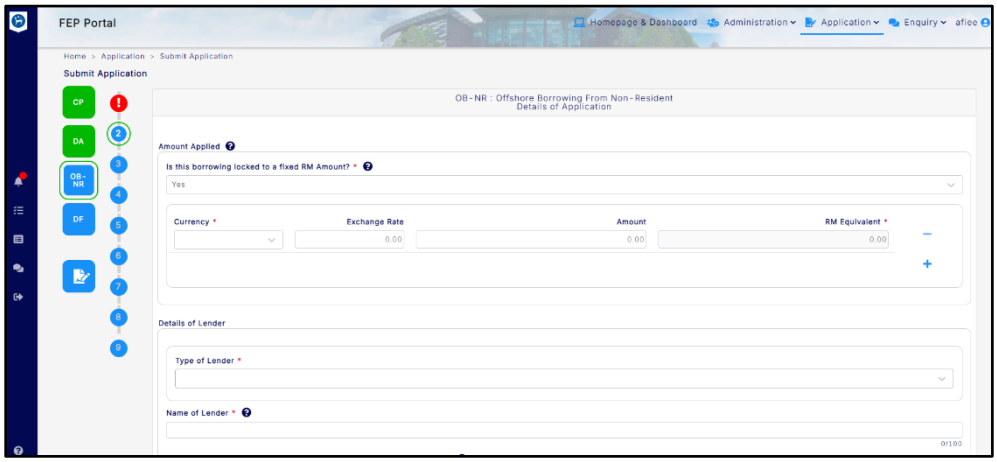

- If Applicant/Submitter chose "**Other Non-Resident**" at **"Type of Lender"** field, additional section will be displayed. Although the additional section is optional and not mandatory for Applicant/Submitter to key-in inputs for this section, Applicant/Submitter is advised to provide the required information.

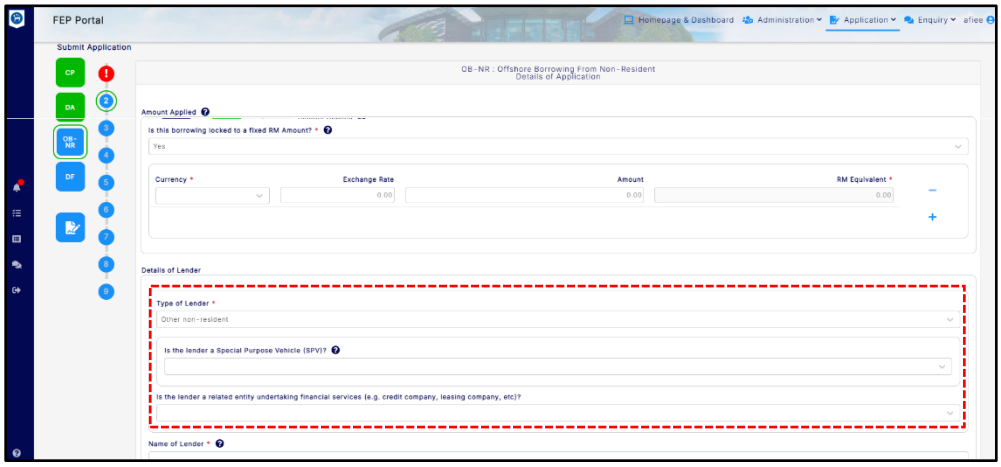

- If Applicant/Submitter chose **YES** at **"Is the lender a Special Purpose Vehicle (SPV)?"** field, an additional section will be displayed. Although it is optional and not mandatory for Applicant/Submitter to key-in inputs for this section, Applicant/Submitter is advised to provide the required information.



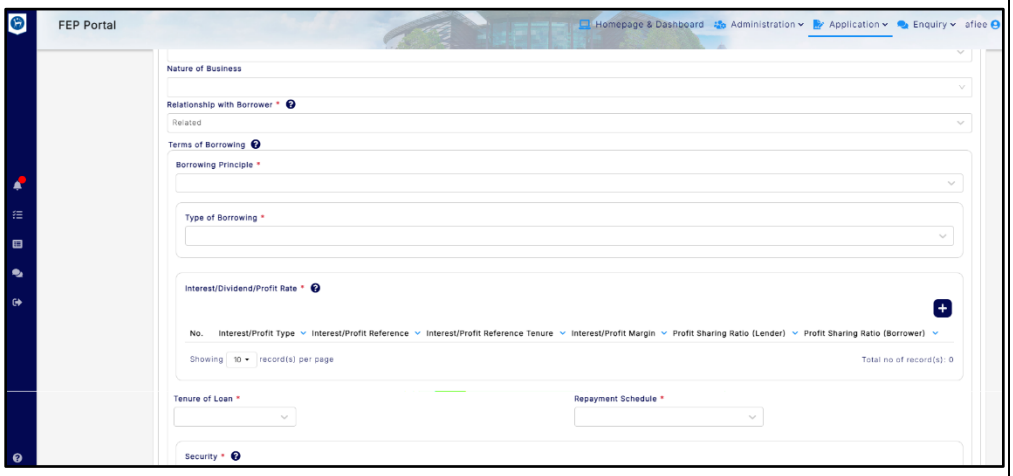

Section 3: Proposed Draw Down Schedule for Offshore Borrowing

Applicant/Submitter is required to key-in inputs for all the mandatory fields before moving on to the next page of the form.

- If Applicant/Submitter chose **Date** at "**Date/Month"** field, Date section will be displayed which is **mandatory** for user to key-in the expected date of drawdown.

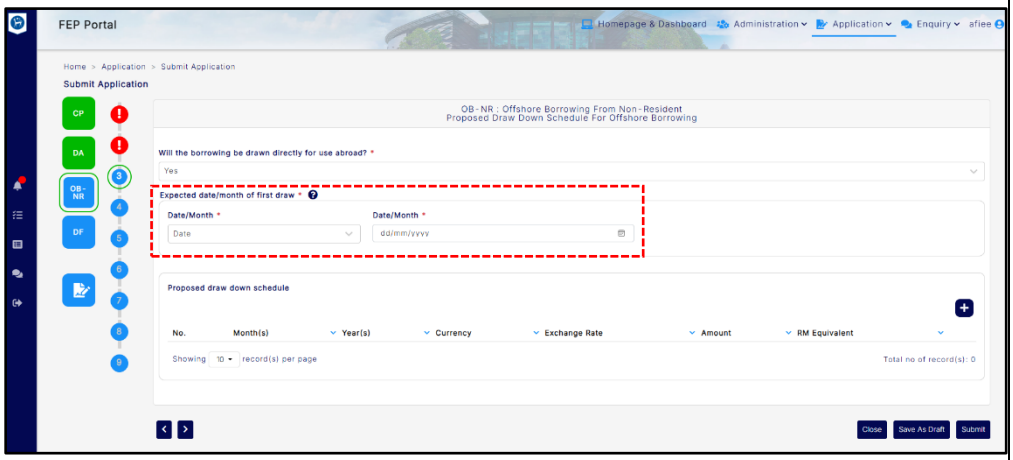

	• If Applicant/Submitter chose **Month** at **"Date/Month"** field, Month and Year section will be displayed which are **mandatory** for user to key-in the expected month and year of drawdown. 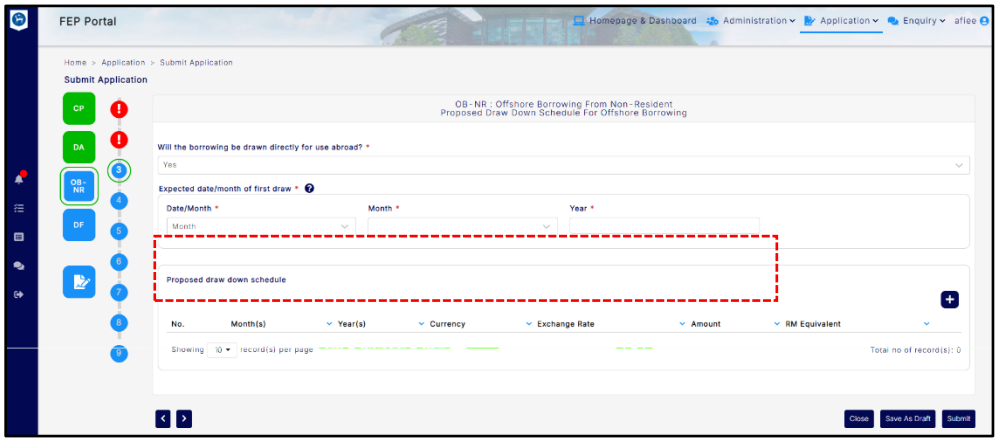 • User can click on + icon and **"Proposed draw down schedule - Add"** screen will be displayed. It is optional for Applicant/Submitter to key-in inputs for this section, but if Applicant/Submitter wants to provide the details of proposed draw down Schedule, Applicant/Submitter is required to key-in inputs for all the fields in this screen before clicking on the **Save** button. 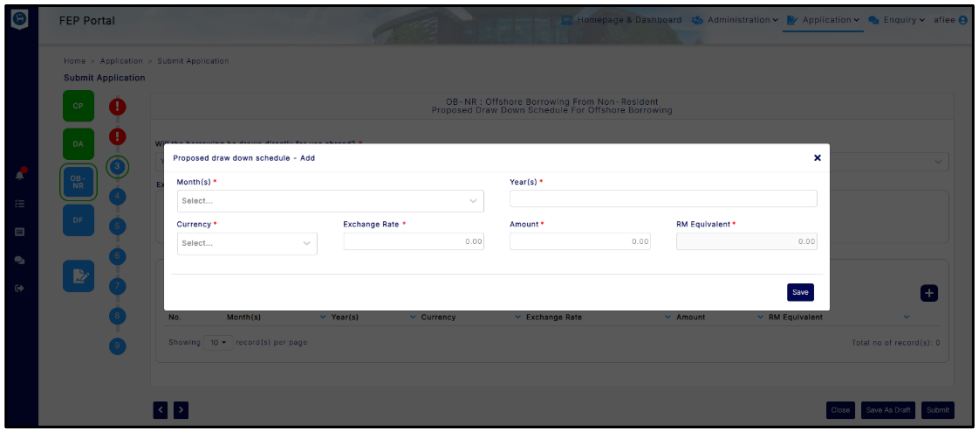
Section 4: Purpose of Borrowing	Applicant/Submitter is required to key-in inputs for all mandatory fields before moving on to the next page of the form.

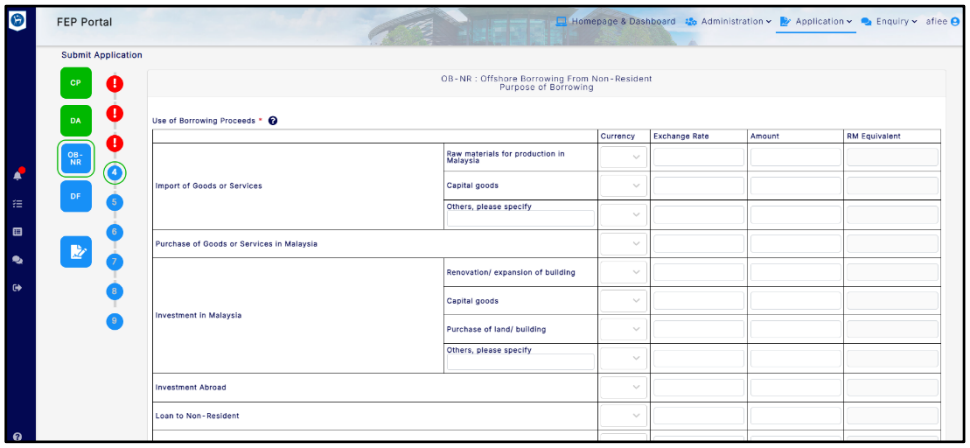

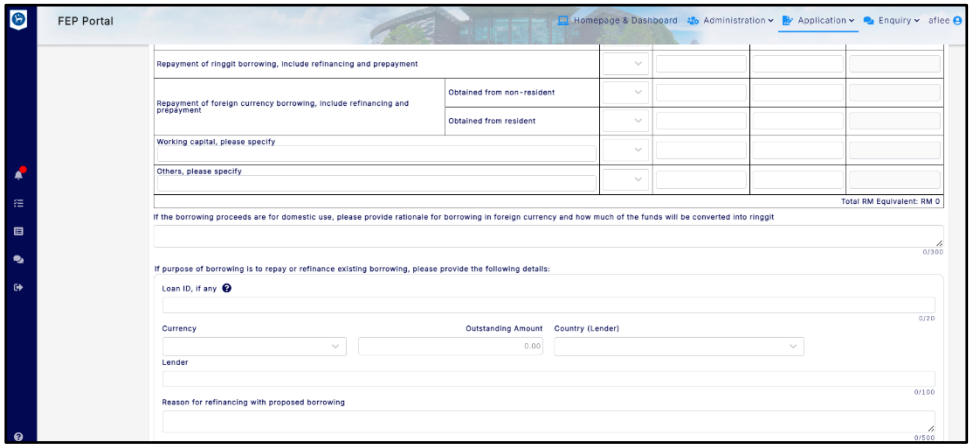

Section 5: Investment Abroad / Loan to Non-Resident

Applicant/Submitter is not required to provide inputs for all the fields in this section and is only applicable if Applicant has indicated that the purpose of the borrowing includes investment abroad and/or loan to non-resident. Applicant/Submitter may skip this section to move on to the next page of the form.

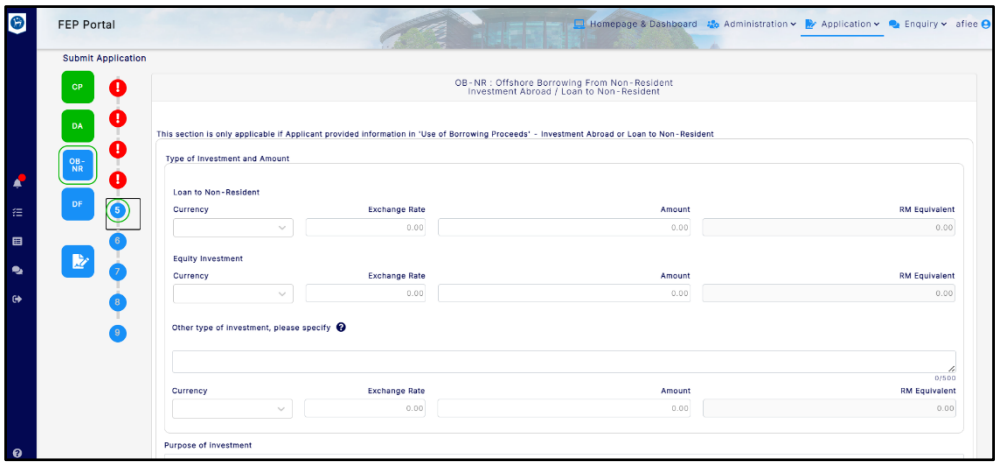

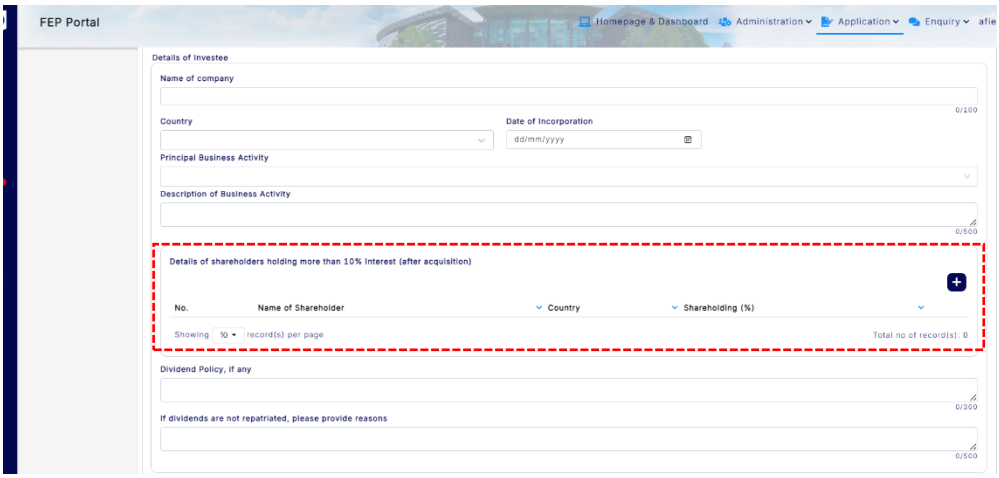

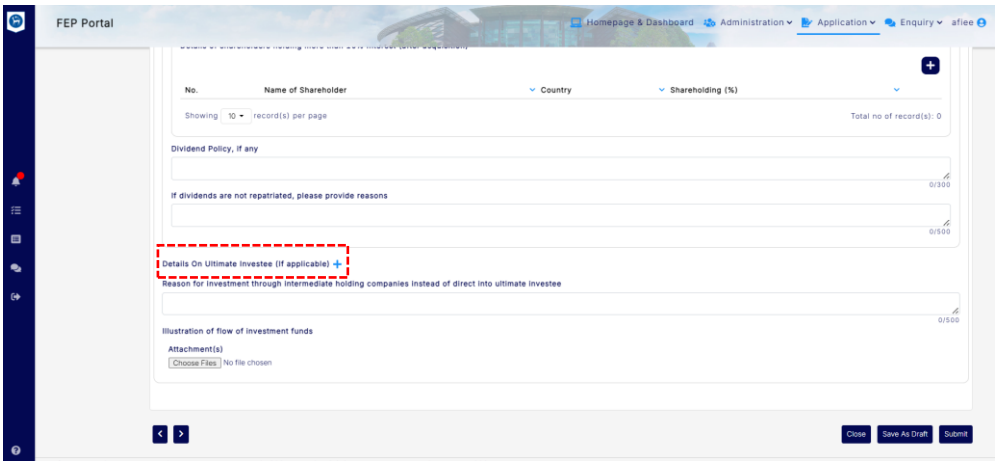

- User can click on + icon and **"Details of shareholders holding more than 10 % interest (after acquisition) – Add"** screen will be displayed. It is optional and not mandatory for Applicant/Submitter to key-in inputs for this section, but if Applicant/Submitter wants to provide the details of shareholder(s), Applicant/Submitter is required to key-in inputs for all the fields in this screen before clicking on the **Save** button.

<table>
<tr>
<td></td>
<td>
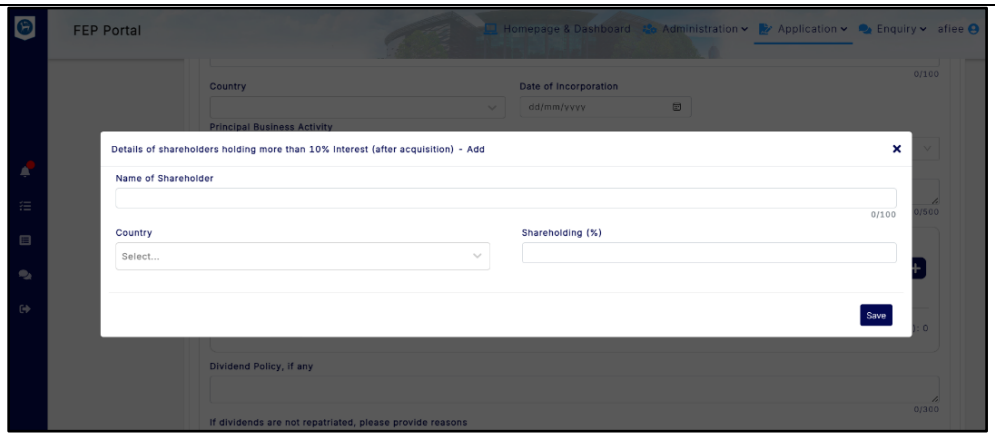

User can click on icon + at Details of Ultimate Investee section and “Details of Ultimate Investee – Add” screen will be displayed. It is optional for Applicant/Submitter to key-in inputs for this section, but if Applicant/Submitter wants to provide the details of ultimate investee(s), Applicant/Submitter is required to key-in inputs for all the fields in this screen before clicking on the Save button.

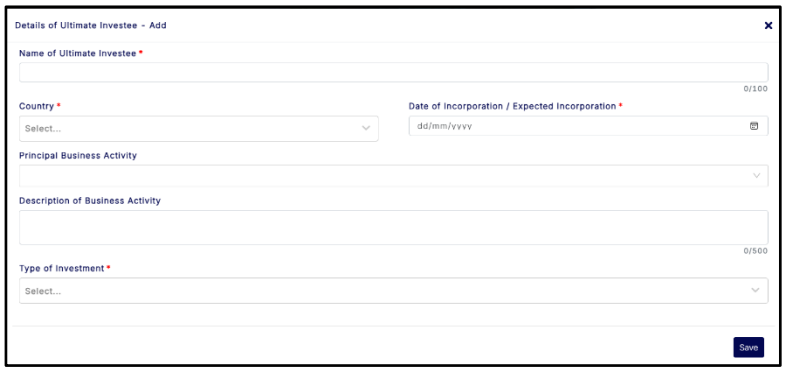

</td>
</tr>
<tr>
<td>Section 6: Other Required Information</td>
<td>Applicant/Submitter is required to key-in inputs for all mandatory fields before moving on to the next page of the form. Any hyperlink ‘Click here to download’ in this section is for Applicant/Submitter to download the template and key-in the required information before attaching the template to the attachment section.</td>
</tr>
</table>



- If Applicant/Submitter chose **YES** at **"Has Applicant repatriated investment income over the past 3 years?"** field, the details of repatriation section will be displayed which is **mandatory** for user to key-in inputs.

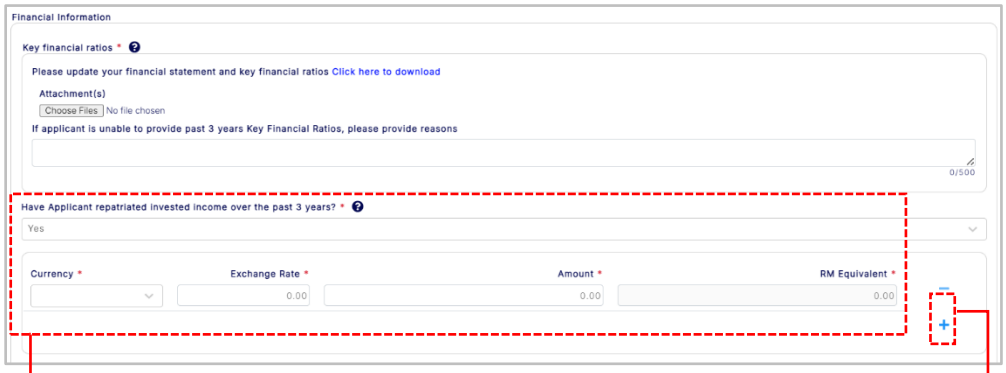

Amount & RM Equivalent
Value can be zero "0".

Subsequent set
Click on + to add new entry set and click on − to remove the entry set.

- If Applicant/Submitter chose **NO** at **"Has Applicant repatriated investment income over the past 3 years?"** field, the "please provide reason" section will be displayed which is mandatory for user to key-in inputs.

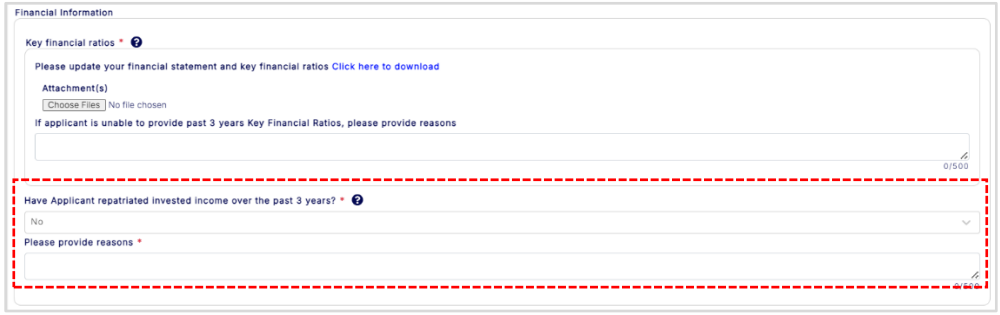

(b) Form OB-RPS: Issuance of Ringgit Redeemable Preference Shares to Non-Resident

Section 1: Self-Assessment and Declaration	Applicant/Submitter is required to key-in inputs for all the mandatory fields before moving on to the next page of the form. • If Applicant/Submitter chose **YES** at "**Is this a self-declared non-compliance?**" field, the NC form section will be added to the application form as seen in the navigation pane. 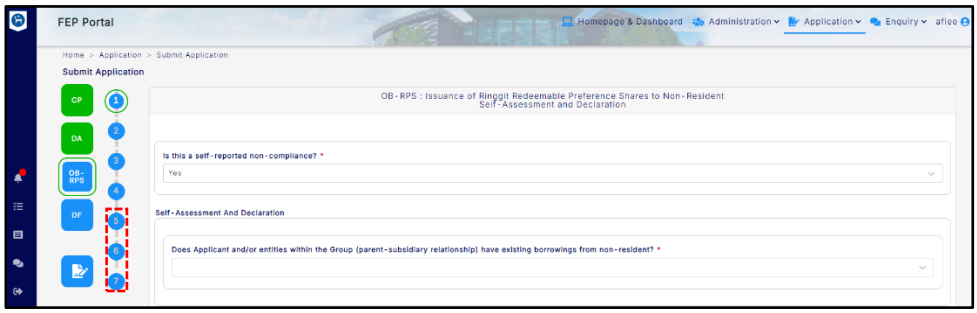 • If Applicant/Submitter chose **YES** at "**Does Applicant and/or entities within the Group (parent-subsidiary relationship) have existing borrowings from non-residents?**" field, the Declaration on Existing Borrowing section will be displayed. 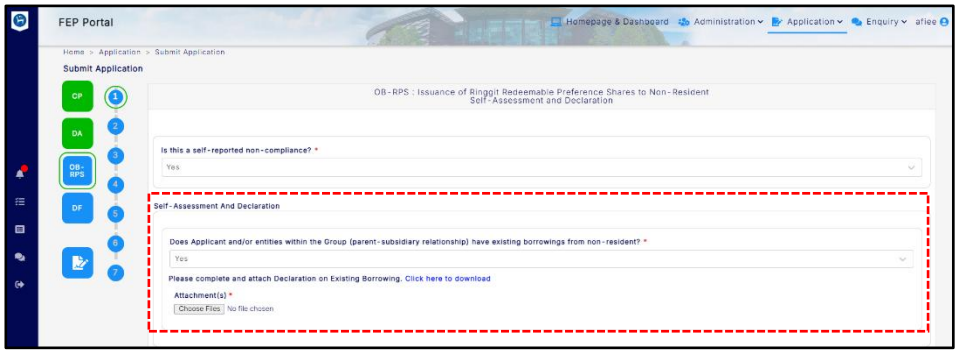
Section 2: Details of Application	Applicant/Submitter is required to key-in inputs for all the mandatory fields before moving on to the next page of the form.



- If Applicant/Submitter chose **Others** at "**Type of RPS**" field, "**Others, please specify**" field will be displayed which is **mandatory** for Applicant/Submitter to key-in description of the type of RPS.

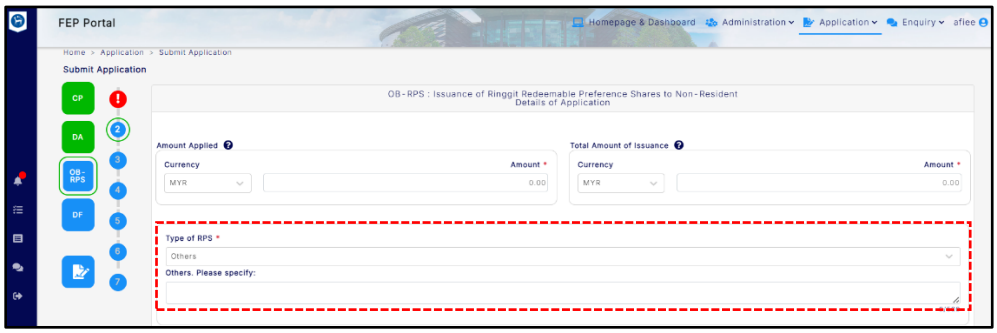

- If Applicant/Submitter chose **YES** at "**Can you provide supporting documents?**" field, an additional section will be displayed which is **mandatory** for Applicant/Submitter to attach the supporting document(s).



- If Applicant/Submitter chose **NO** at "**Can you provide supporting documents?**" field, then Applicant/Submitter is required to key-in inputs at "**Please provide reason(s)"** field.



- User can click on + icon and **"Details of non-resident subscribers - Add"** screen will be displayed. It is optional for Applicant/Submitter to key-in inputs for this section.

<table>
<tr><td></td><td>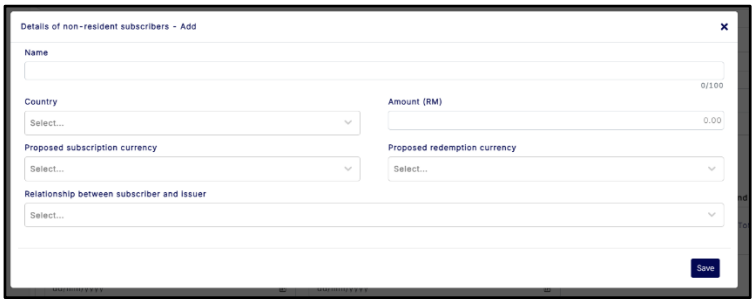
</td></tr>
<tr><td>Section 3: Purpose of Issuance</td><td>Applicant/Submitter is required to key-in inputs for all mandatory fields before moving on to the next page of the form. Applicant/Submitter may chose to key-in either one or both sections under “Use of borrowing proceeds” whether will be in used in Malaysia or outside Malaysia.

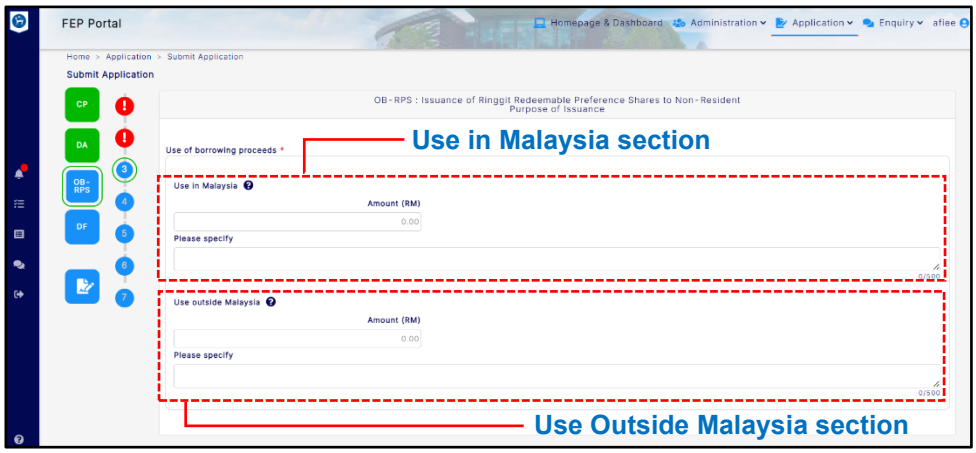
</td></tr>
<tr><td>Section 4: Other Required Information</td><td>Applicant/Submitter is not required to key-in inputs for all fields at this section. Applicant/Submitter may skip to the next page of the form.

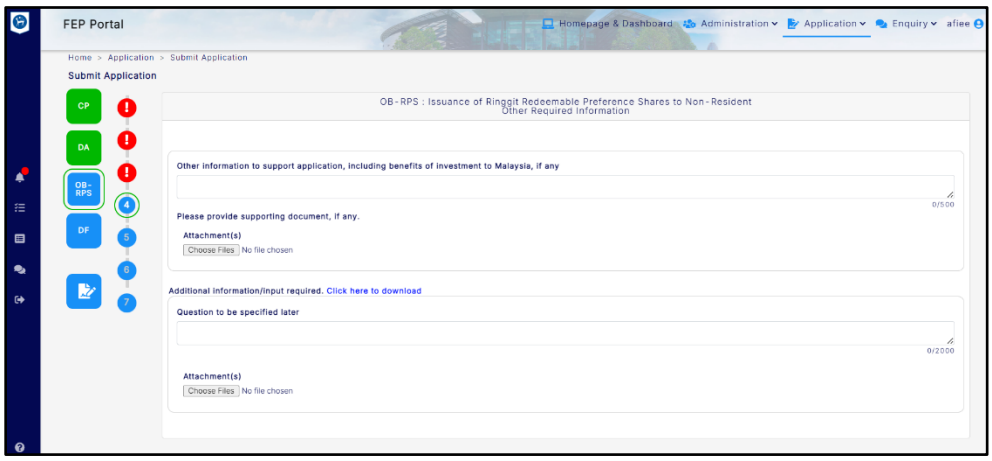
</td></tr>
</table>

(c) Form DB-NR: Ringgit Borrowing by Non-Resident

Section 1: Details of Application	Applicant/Submitter is required to key-in inputs for all mandatory fields before moving on to the next page of the form. • If Applicant/Submitter chose **YES** at "**Is this a self-declared non-compliance?**" field, the NC form section will be added to the application form as seen in the navigation pane. 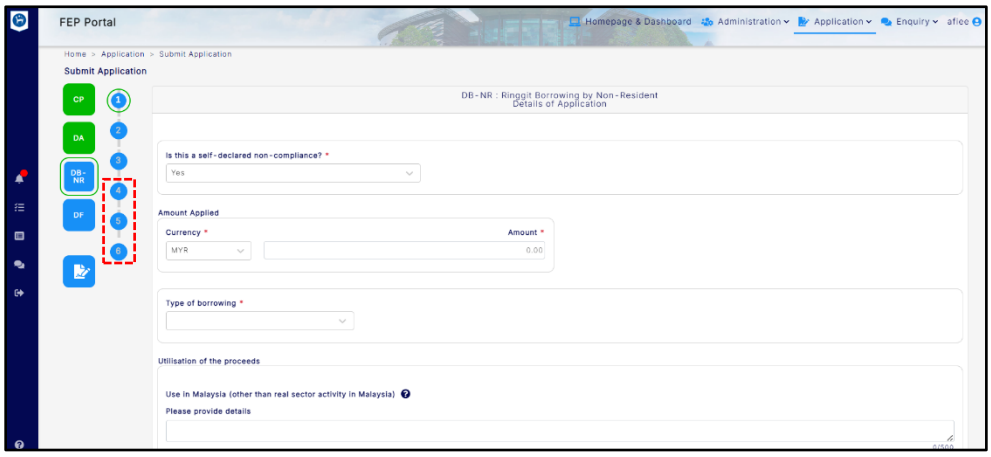 • If Applicant/Submitter chose **Others** at "**Type of borrowing"** field, "**Others, please specify"** field will be displayed which requires Applicant/Submitter to key-in inputs for that mandatory field. 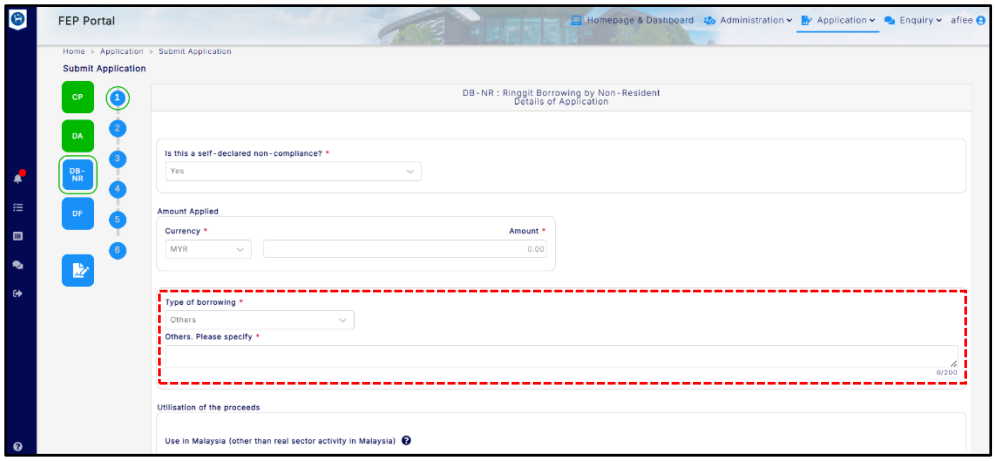 • User can click on ⊕ icon at **"If the proceeds are to be on-lent wholly or partly, please provide the following details:"** to provide details of the borrower. It is optional for Applicant/Submitter to key-in inputs for this section but if Applicant/Submitter wants to provide the details, Applicant/Submitter is required to key-in inputs for all the fields

	in this screen before click on the **Save** button. 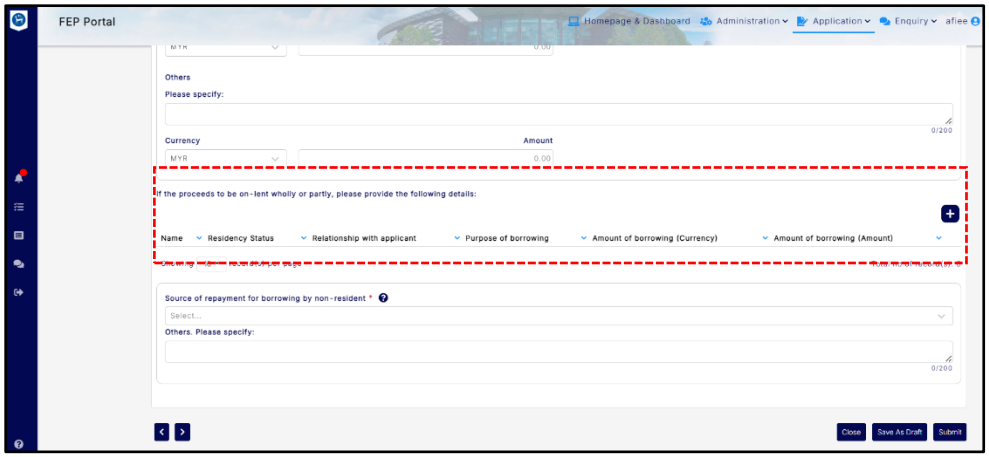 
Section 2: Details of Resident Lender	Applicant/Submitter is required to key-in inputs for all the mandatory fields before moving on to the next page of the form. 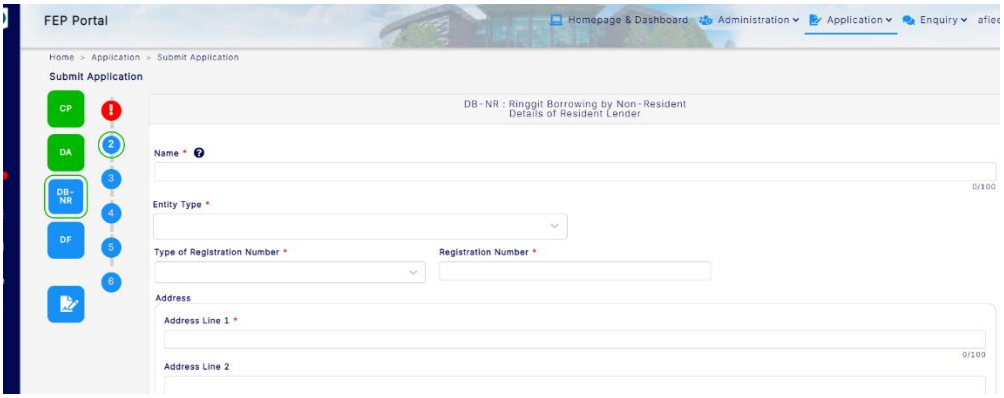

<table>
<tr><td></td><td>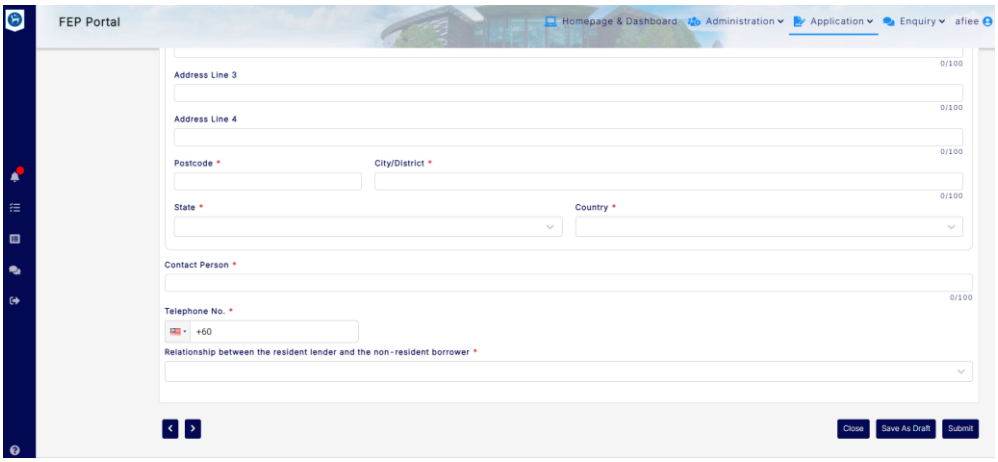
</td></tr>
<tr><td>Section 3: Other Required Information</td><td>Applicant/Submitter is required to key-in inputs for all mandatory fields before moving on to the next page of the form.

• If Applicant/Submitter chose Others at “Type of Hedging” field, “Others, please specify” field will be displayed which is mandatory for Applicant/Submitter to key-in the description of the type of hedging.

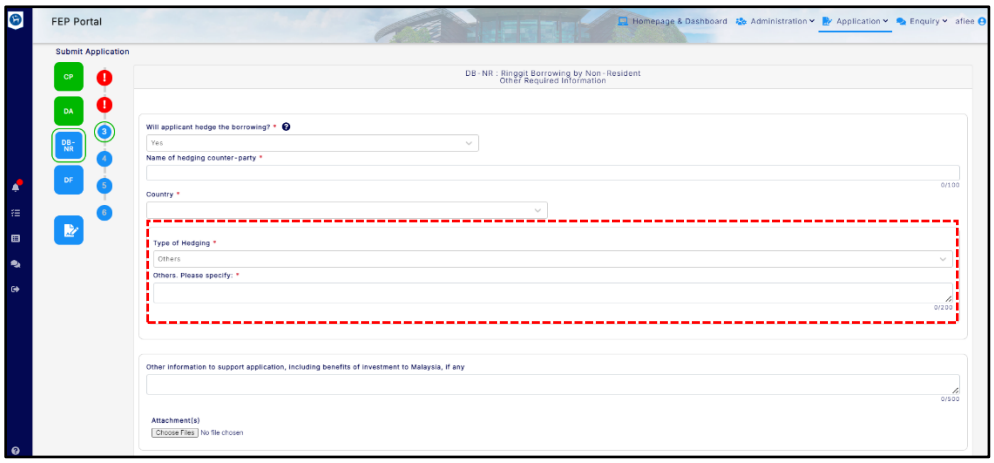

• If Applicant/Submitter chose NO at “Will applicant hedge the borrowing?” field, “Reason” field will be displayed which is mandatory for Applicant/Submitter to key-in reasons for not hedging.


</td></tr>
</table>

(d) Form DB-FC: Domestic Borrowing in Foreign Currency by Resident From Another Resident (Non-Bank or Related Entity)

Section 1: Self-Assessment and Declaration	Applicant/Submitter is required to key-in inputs for all the mandatory fields before moving on to the next page of this form. Any hyperlink '*Click here to download'* in this section is for Applicant/Submitter to download the template to key-in the required information before attaching template to the attachment section. • If Applicant/Submitter chose **YES** at "**Is this a self-declared non-compliance?**" field, the NC form section will be added to the application form as seen in the navigation pane. 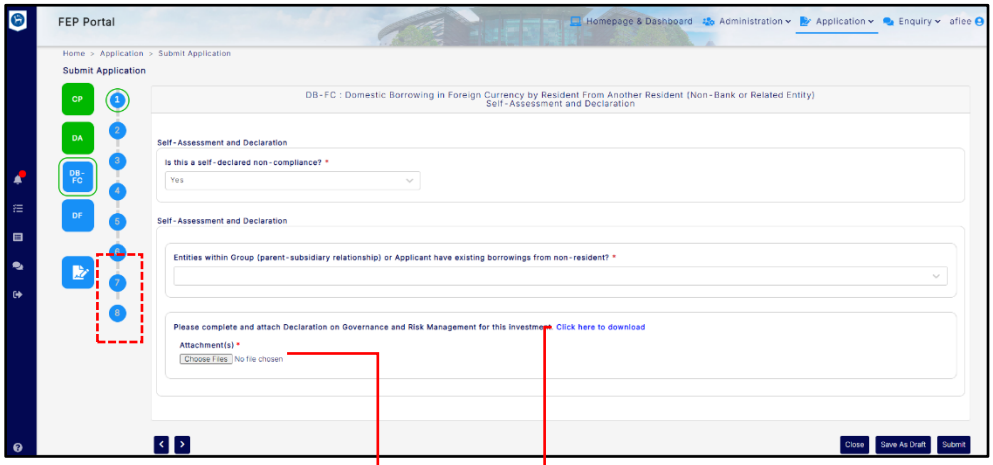 **Attachment(s)** Can attach the template with inputs here. **Hyperlink** When Applicant/Submitter click this hyperlink, the template document will be downloaded.
Section 2: Details of Application	Applicant/Submitter is required to key-in inputs for all the mandatory fields before moving on to the next page of the form.

	 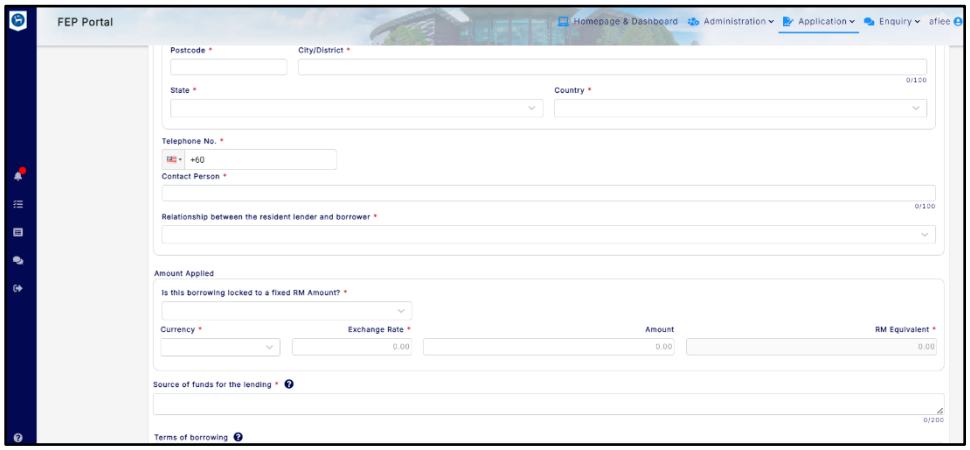 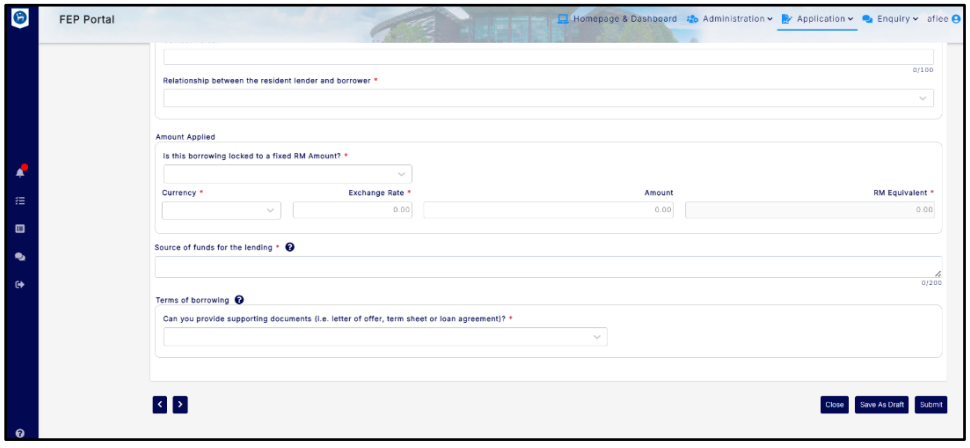
Section 3: Purpose of Borrowing	Applicant/Submitter is required to key-in inputs for all the mandatory fields before moving on to the next page of the form.

	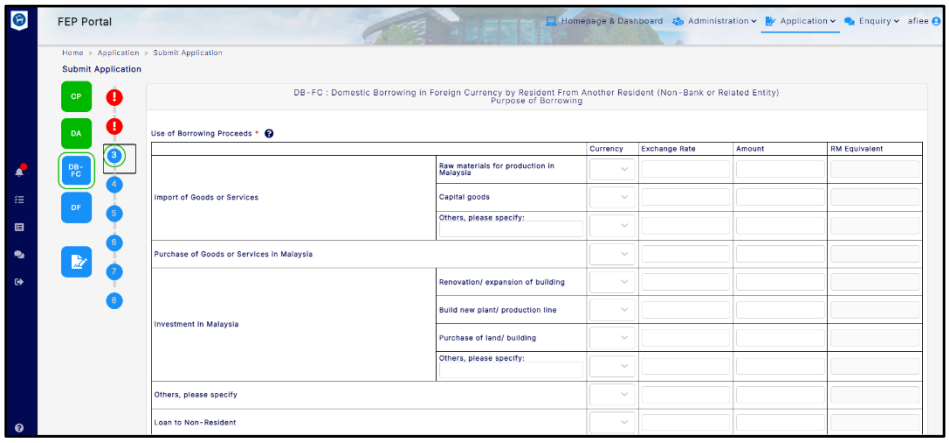 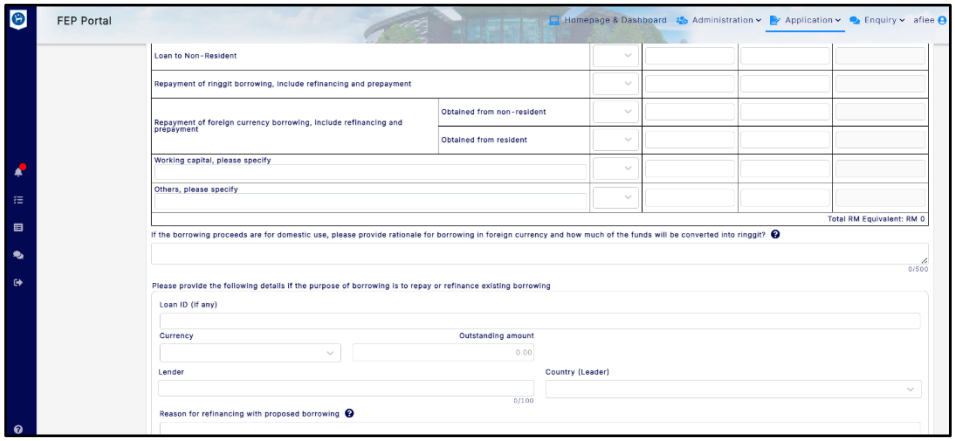 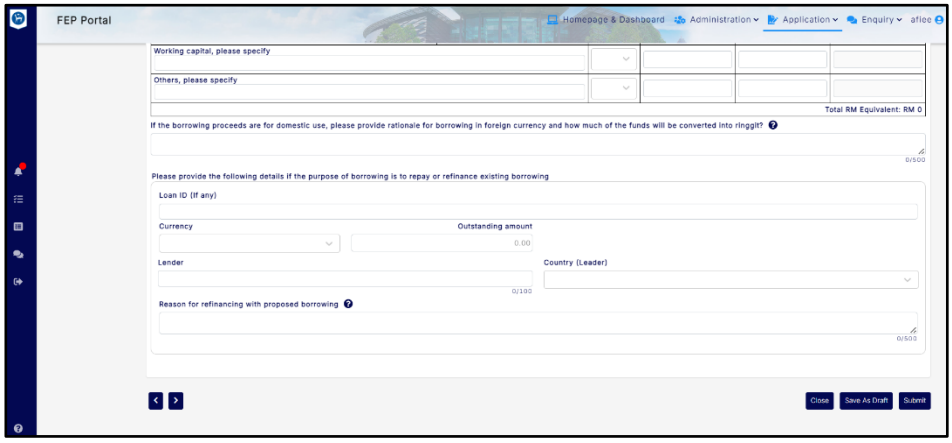
Section 4: Investment Abroad / Loan to Non-Resident	Applicant/Submitter is not required to provide inputs for all the fields in this section and is only applicable if Applicant has indicated that the purpose of borrowing includes investment abroad and/or loan to non-resident. Applicant/Submitter may skip this section to move on to the next page of the form.



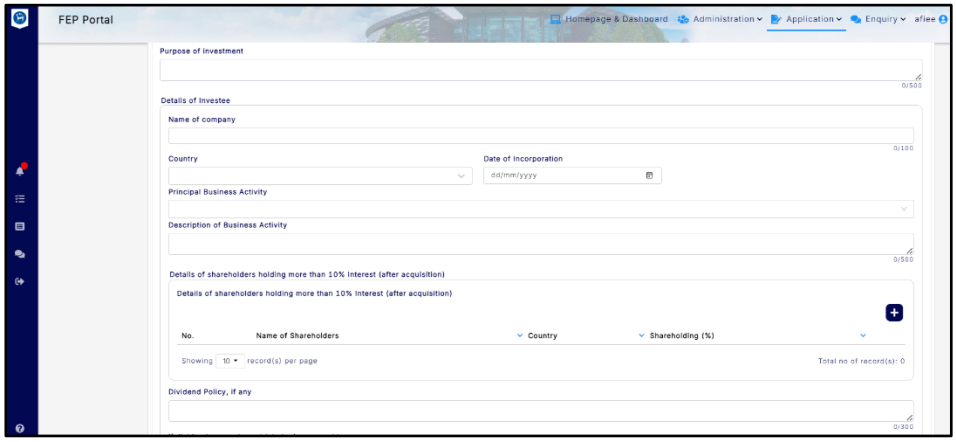

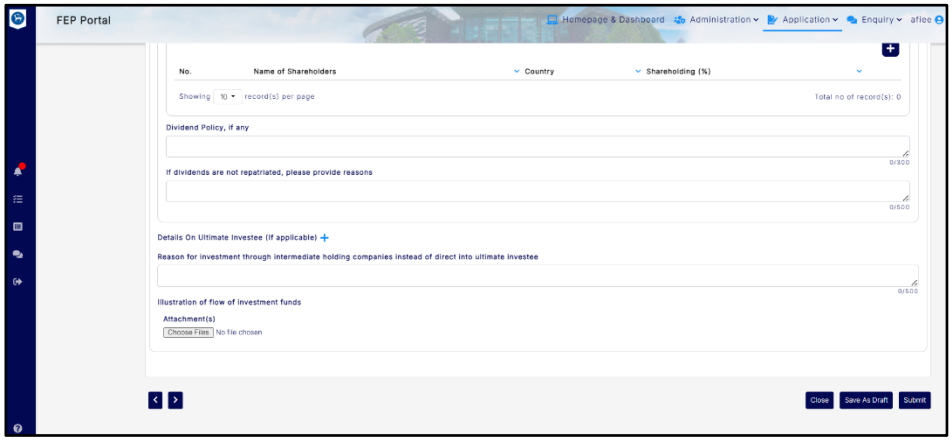

- User can click on icon  and **"Details of shareholders holding more than 10 % interest (after acquisition) – Add"** screen will be displayed. It is optional and not mandatory for Applicant/Submitter to key-in inputs for this section, but if Applicant/Submitter wants to provide the details of shareholder(s), Applicant/Submitter is required to key-in inputs for all the fields in this screen before clicking on the **Save** button.

<table>
<tr><td></td><td>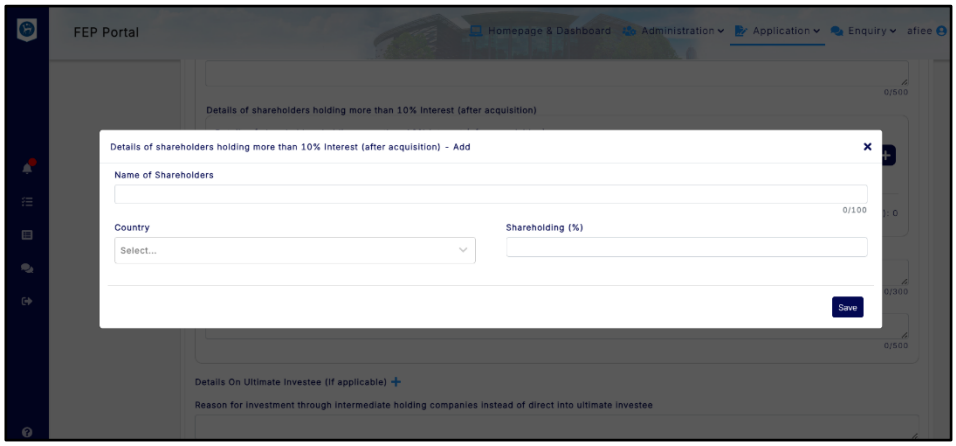
</td></tr>
<tr><td>Section 5: Other Required Information</td><td>Applicant/Submitter is required to key-in inputs for all the mandatory fields before moving on to the next page of the form.


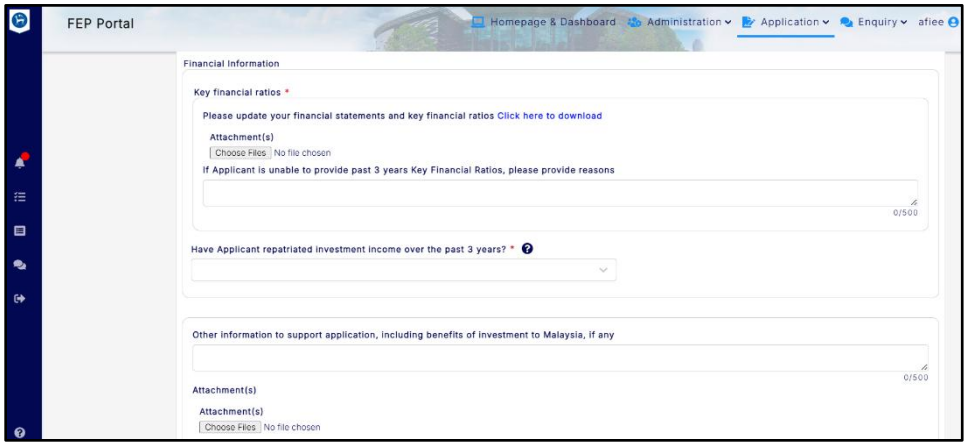
</td></tr>
</table>



- If Applicant/Submitter chose **YES** at **"Has Applicant repatriated investment income over the past 3 years?"** field, the details of repatriation section will be displayed which is **mandatory** for user to key-in the inputs.

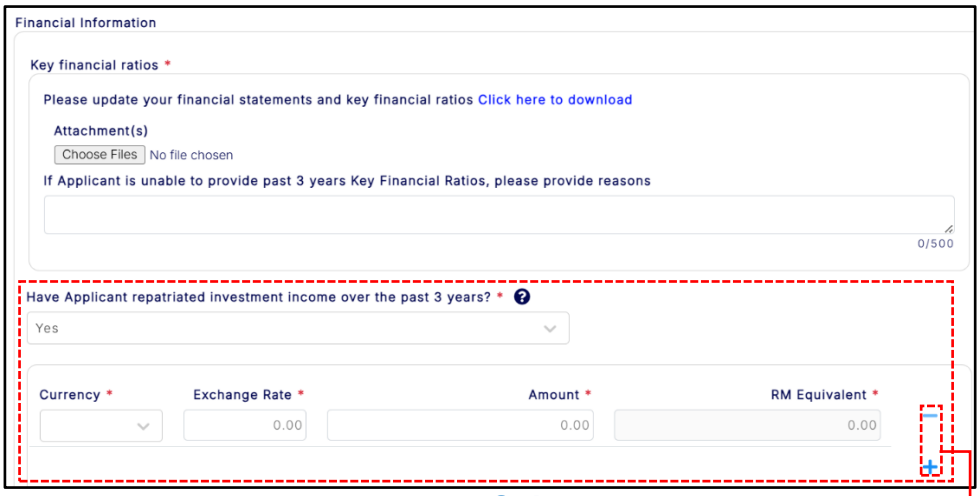

Subsequent set

Click on + to add new entry set and click on − to remove the entry set

- If Applicant/Submitter chose **NO** at **"Has Applicant repatriated investment income over the past 3 years?"** field, the "please provide reason" section will be displayed which is mandatory for user to key-in the inputs.

	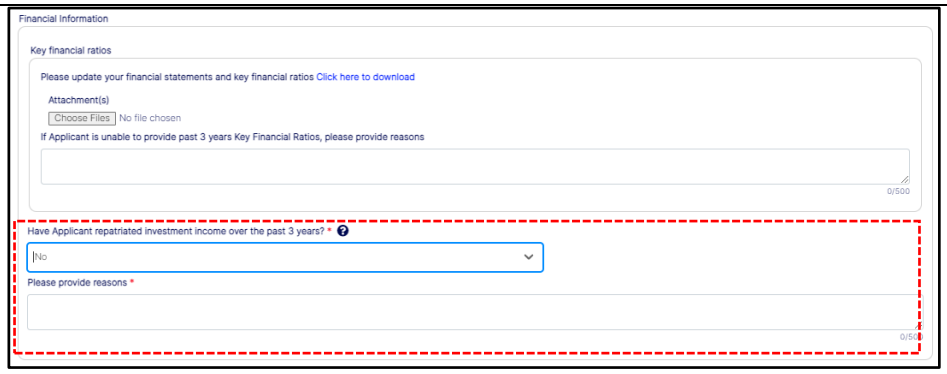

(e) Form DB-SEC: Issuance of Ringgit Debt Securities by Non-Resident (DB-SEC)

Section 1: Self-Assessment and Declaration	Applicant/Submitter is required to key-in inputs for all the mandatory fields before moving on to the next page of the form. • If Applicant/Submitter chose **YES** at "**Is this a self-declared non-compliance?**" field, the NC form section will be added to the application form as seen in the navigation pane. 

<table>
<tr>
<td></td>
<td>
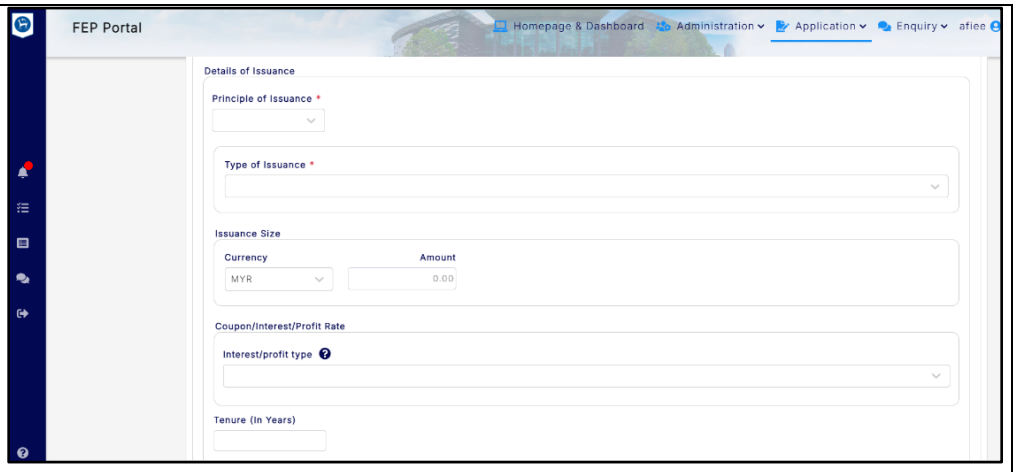

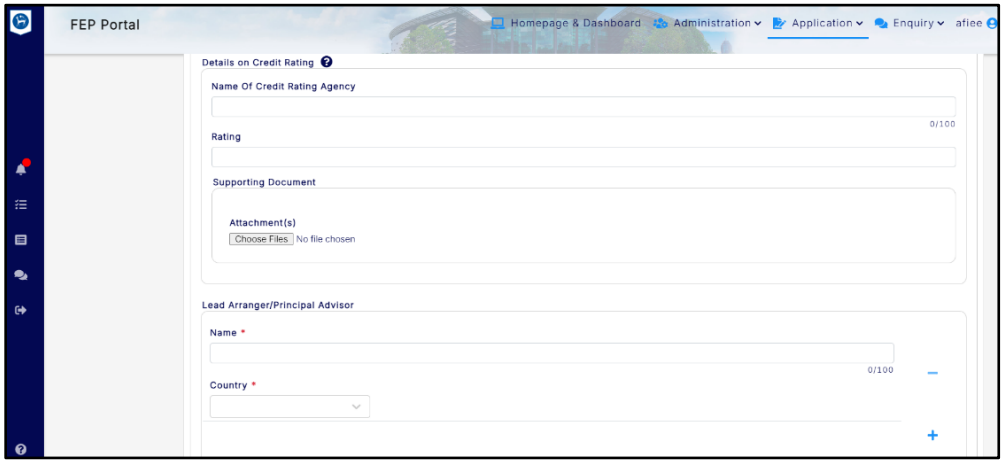



</td>
</tr>
<tr>
<td>Section 2: Purpose of Borrowing</td>
<td>Applicant/Submitter is required to key-in inputs for all the mandatory fields before moving on to the next page of the form.</td>
</tr>
</table>

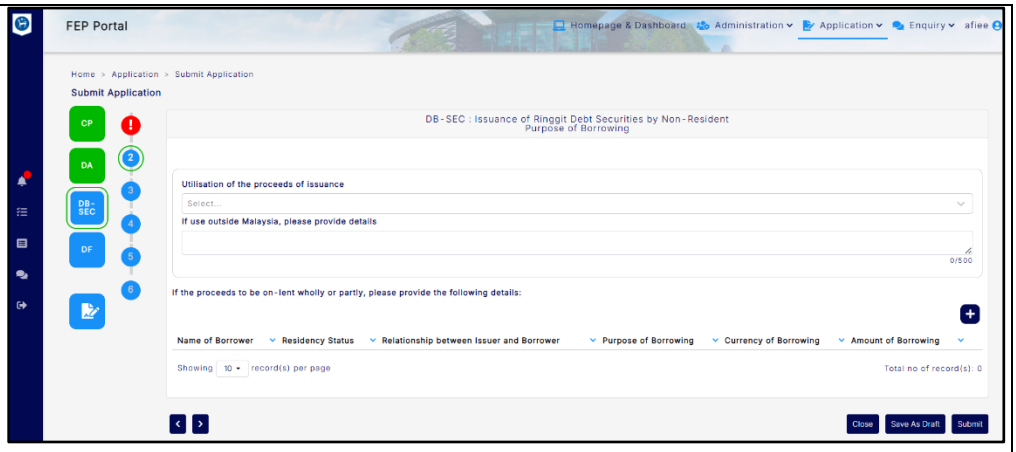

- User can click on ➕ icon at **"If the proceeds are to be on-lent wholly or partly, please provide the following details:"** to provide details of the borrower. It is optional for Applicant/Submitter to key-in inputs for this section but if Applicant/Submitter wants to provide the details, Applicant/Submitter is required to key-in inputs for all the fields in this screen before click on the **Save** button.

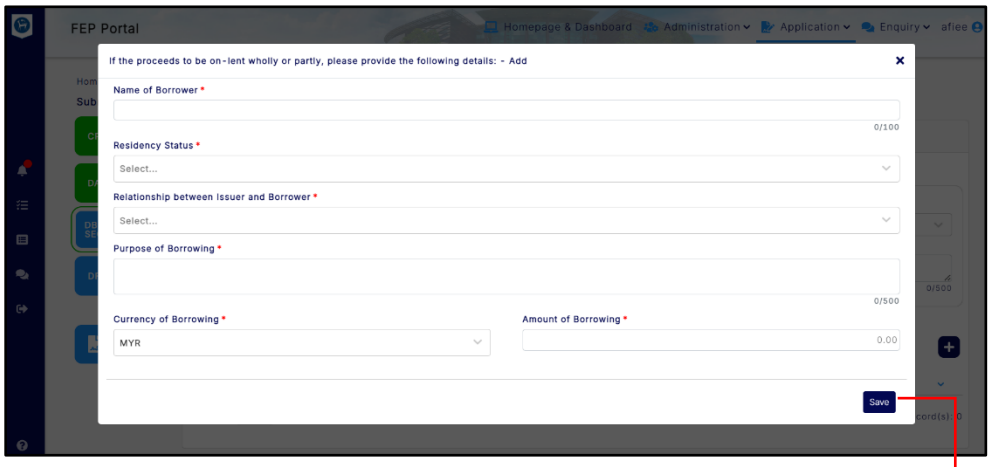

Save
Upon saving successfully, the inputs will be recorded in table listing.

Applicant/Submitter can click on ✏, 🗑 or ➕ manage the record at the table listing.

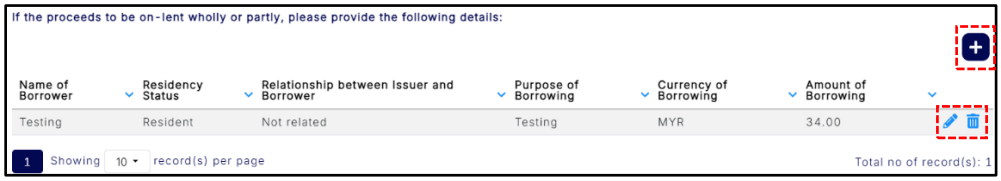

Section 3: Other	Applicant/Submitter is required to key-in inputs for all the mandatory fields before moving on to the next page of the form. Any hyperlink '*Click here to*

Required Information	*download'* in this section is for Applicant/Submitter to download the template and key-in the required information before attaching template to the attachment section. **Attachment(s)** Can attach the template with inputs here.  • If Applicant/Submitter chose **NO** at "**Will Applicant hedge the borrowing?"** field, "**Reason**" field will be displayed which is **mandatory** for Applicant/Submitter to key-in reasons for not hedging.  • If Applicant/Submitter chose **YES** at "**Will Applicant hedge the borrowing?"** field, Name of hedging counter-party section will be displayed which is **mandatory** for Applicant/Submitter to key-in the required information. 

1.3.3. FINANCIAL GUARANTEE (FG)

(a) Form FG: Issuance of Financial Guarantee

Section 1: Self-Assessment and Declaration	Applicant/Submitter is required to key-in all the mandatory fields before moving on to the next page of the form. Any hyperlink '*Click here to download* ' in this section is for Applicant/Submitter to download the template and key-in the required information and attach to the attachment section. • If Applicant/Submitter chose **YES** at "**Is this a self-declared non-compliance?**" field, the NC form section will be added to the application form as seen in the navigation pane. 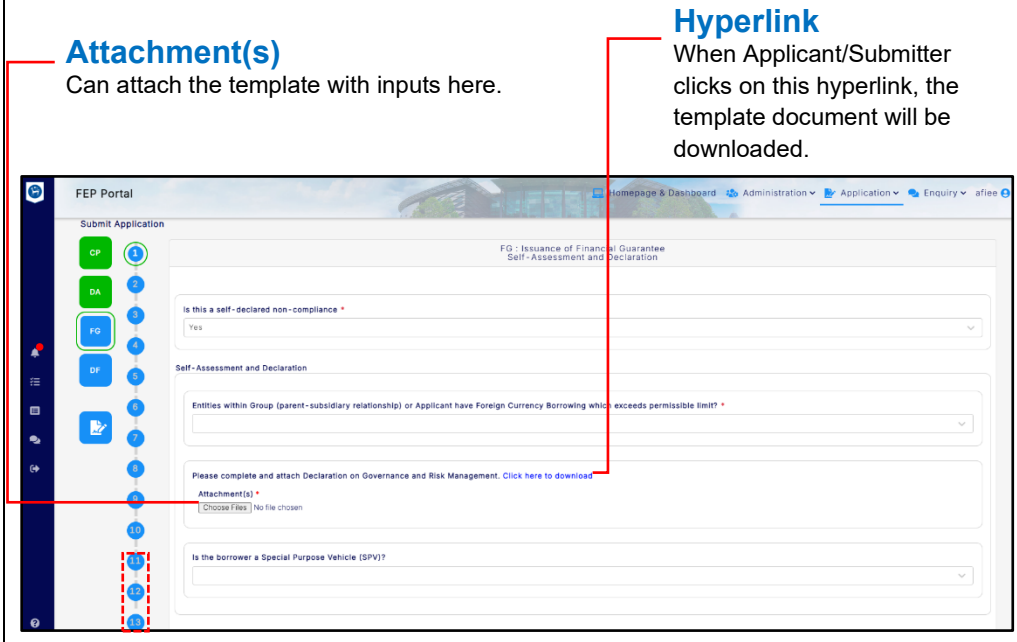 • If Applicant/Submitter chose **YES** at **"Has the aggregate foreign currency borrowing(s) of Applicant and entities within the Group (parent subsidiary relationship) exceeded permissible limit?"** field, the Declaration on Existing Borrowing section will be displayed.

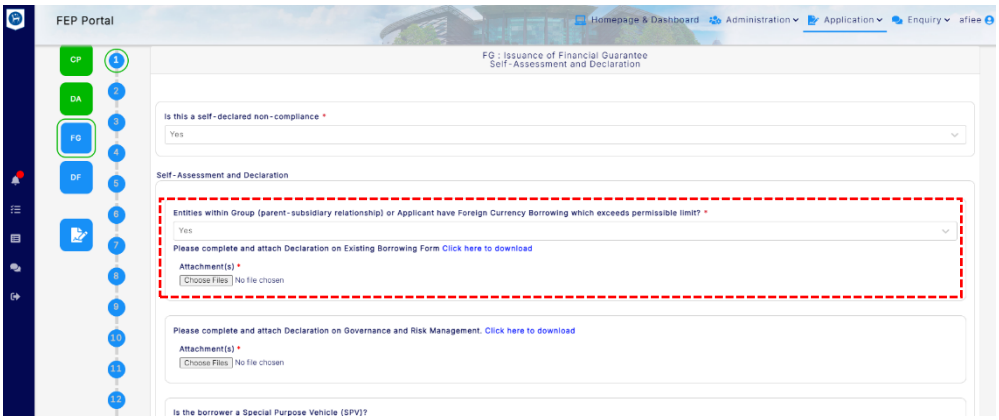

- **"Is the borrower a Special Purpose Vehicle (SPV)?", "Is the Applicant/SPV proposing to obtain the Foreign Currency Borrowing from non-Labuan non-resident financial institution?"** and **"Has Application/SPV approached onshore or Labuan Banks prior to making this application?"** fields, if Applicant/Submitter chose **YES** as selection, Details of Bank and Cost Comparisons section will be displayed. Applicant/Submitter is not required to key-in inputs for all fields In this section. Applicant/Submitter may skip to the next page of the form.



Section 2: Details of Guarantee	Applicant/Submitter is required to key-in inputs for all mandatory field(s) before moving on to the next page of the form. • User can click ➕ icon at Details of Guarantor, **"Details of Guarantor – Add"** screen will be displayed. Applicant/Submitter is required to key-in inputs for this section to enable assessment of this application. Applicant/Submitter can add more entry in the case of multiple guarantors or joint and several guarantee. Note:

Applicant/Submitter has to include its own details if Applicant/Submitter is a guarantor.

Applicant/Submitter is to select either one of the Reason for Application which requires BNM's approval :

- The underlying borrowing is being utilised by the resident guarantor and/or the borrowing is obtained by a non-resident SPV.
- There is a formal or informal arrangement for the guarantor to make repayment of the borrowing in foreign currency, other than under a call upon by the lender in the event of default.

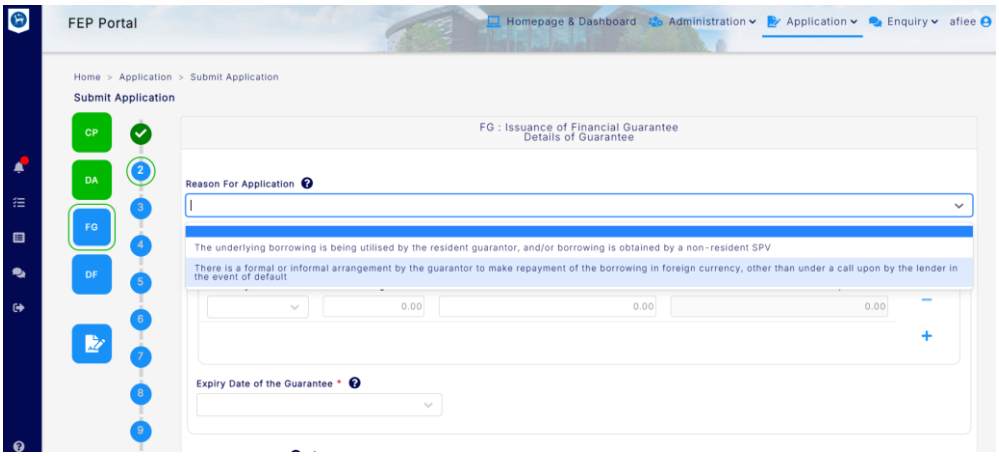

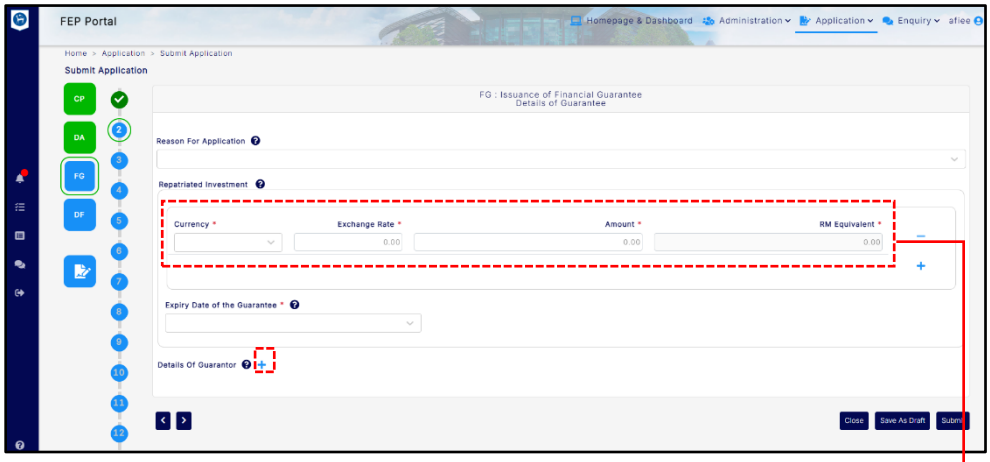

Total RM Equivalent (RM)

The total amount in RM equivalent here should not exceed the RM equivalent Amount of Borrowing at Section 6 (Details of Borrowing) plus tolerance configured by BNM.

BRIC (Registration Number)

Applicant/Submitter can key-in Business Registration Number (BRIC) if for Entity **OR** NRIC if for Individual.

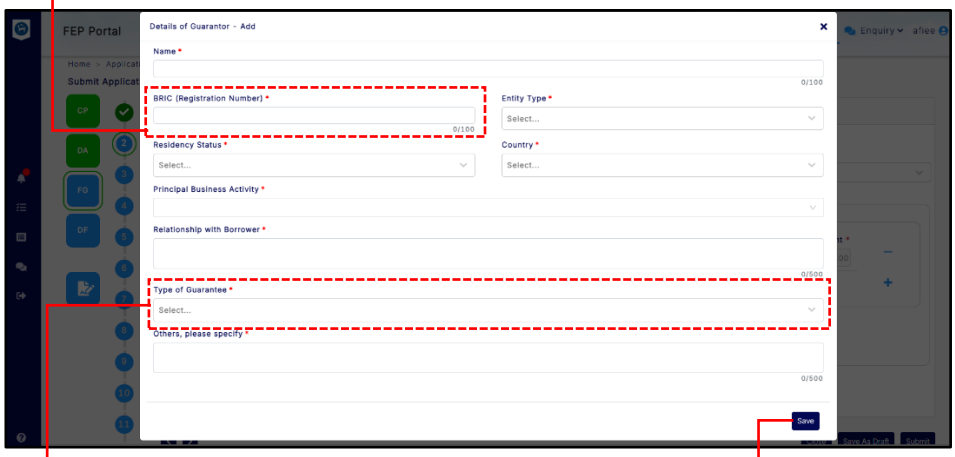

Type of Guarantee

Allow to select more than one option (multiple selection).

Save

Upon saving successfully, the inputs will be recorded in table listing.

- Applicant/Submitter can click on , or to manage the record at the table listing.



Total RM Equivalent (RM)

The total amount in RM equivalent here should not exceed the RM equivalent Amount of Borrowing Being Guaranteed at Section 2 (Details of Guarantee).

- If Applicant/Submitter chose **Fixed** at **"Expiry Date of the Guarantee"** field, the **"Expiry Date"** field will be displayed and is mandatory for Applicant/Submitter to key-in expiry date of the guarantee.

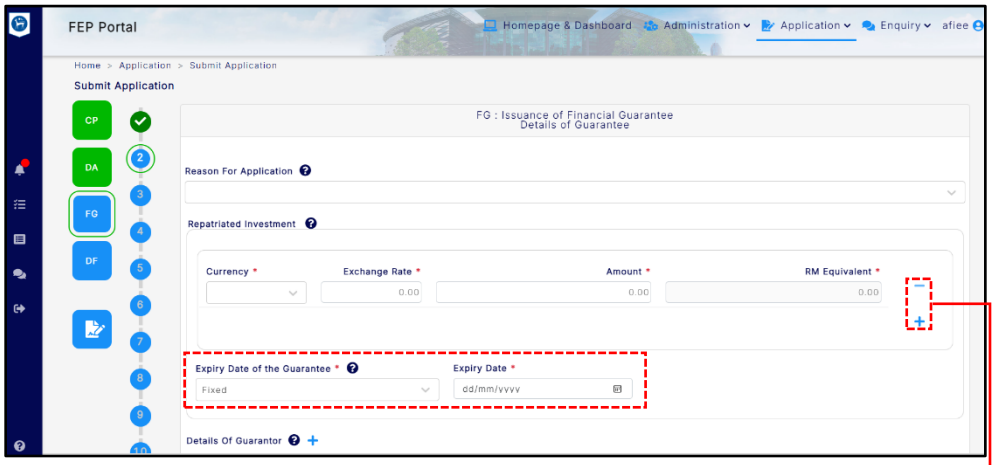

Subsequent set

Click on + to add new entry set and click on − to remove the entry set

Section 3: Details of Counter Guarantor/ Ultimate Guarantor

Applicant/Submitter is not required to key-in inputs for all the fields at this section. Applicant/Submitter may skip to the next page of the form.

- User can click on + icon at Details of Counter Guarantor, **"Details of Counter Guarantor – Add"** screen will be displayed. This function is only applicable when there are multiple guarantors and is optional for Applicant/Submitter to key-in inputs for this section. If Applicant/Submitter wants to provide the details of guarantor(s), Applicant/Submitter is required to key-in inputs for all fields in this screen before clicking on the **Save** button.

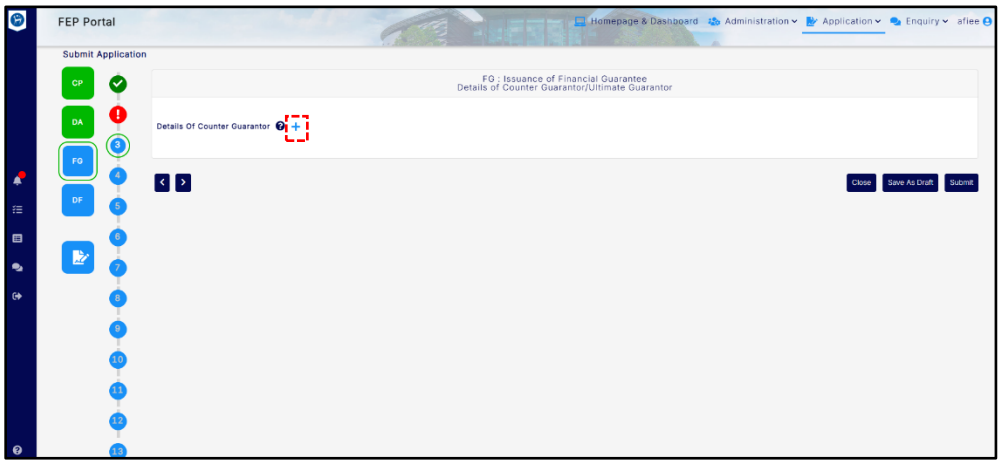

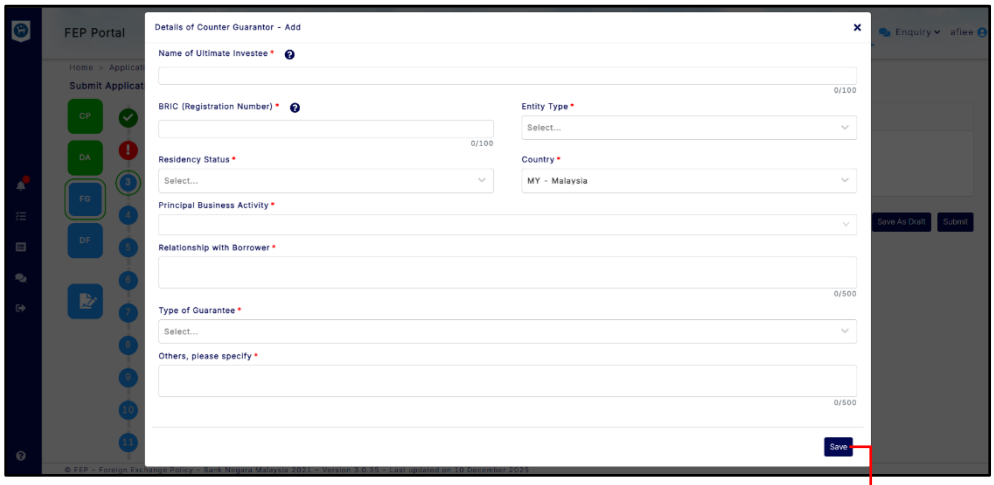

Save

Upon saving successfully, the inputs will be recorded in table listing.

- Applicant/Submitter can click on , or to manage records at the table listing. User can click on icon at **"Amount of Guarantee"** and **"Amount of Guarantee - Add"** will be displayed and it is optional for Applicant/Submitter to key-in inputs for this section. At **"Amount of Guarantee - Add"**, if Applicant/Submitter wants to provide the details of Amount of Guarantee, Applicant/Submitter is required to key-in inputs for all the fields in this screen before clicking on the **Save** button.



<table>
<tr>
<td></td>
<td>
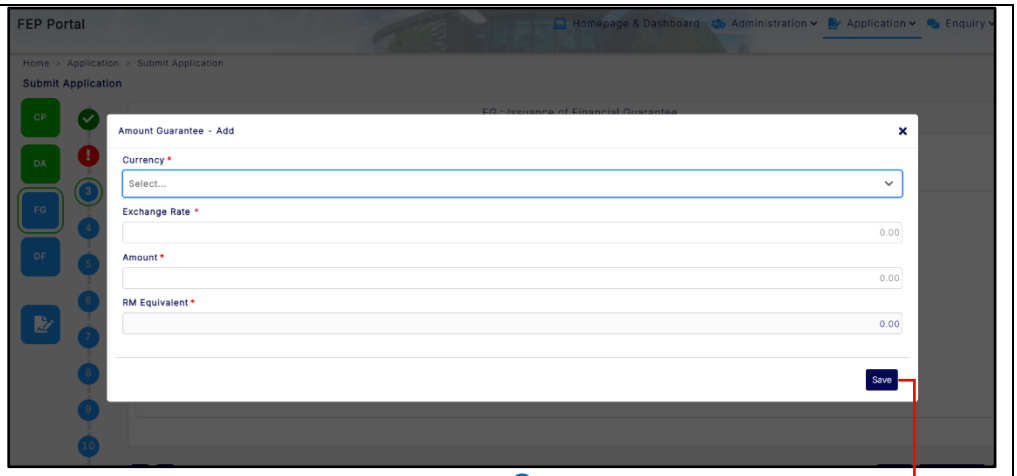

Save
Upon saving successfully, the inputs will be recorded in table listing.
</td>
</tr>
<tr>
<td>Section 4: Details of Borrower</td>
<td>
Applicant/Submitter is not required to key-in inputs for all the fields at this section. Applicant/Submitter may skip to the next page of the form. However, Applicant/Submitter is advised to provide information in this section to enable comprehensive assessment of the application.

User can click on + icon at Details of Borrower, “Details of Borrower – Add” screen will be displayed. It is optional for Applicant/Submitter to key-in inputs for this section, but if Applicant/Submitter wants to provide the details of borrower(s), Applicant/Submitter is required to key-in inputs for all fields in this screen before clicking on the Save button.

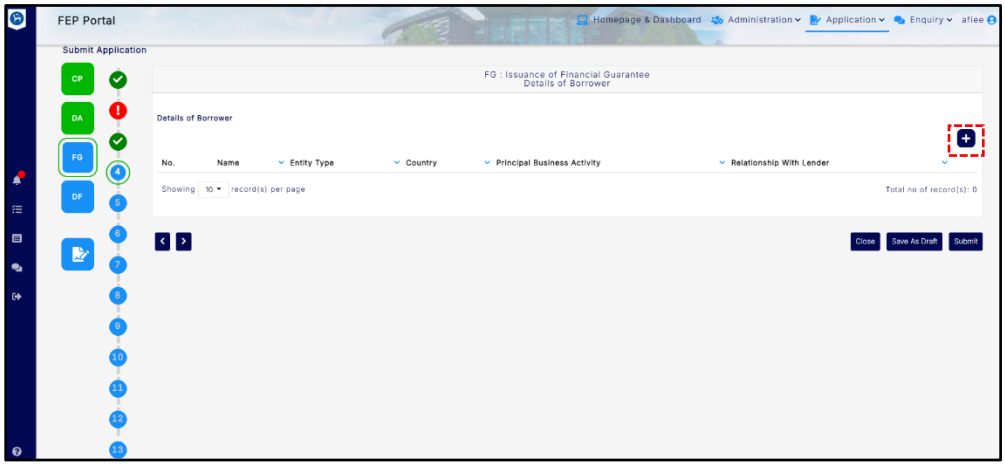

</td>
</tr>
</table>

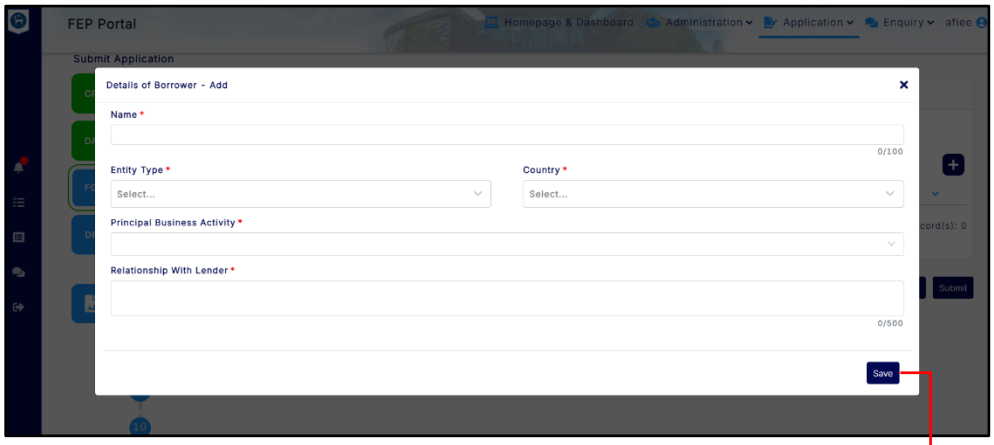

Save
Upon saving successfully, the inputs will be recorded in table listing.

- Applicant/Submitter can click on , or to manage the record at the table listing.

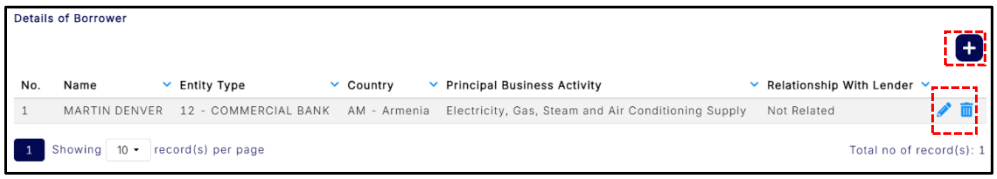

Section 5: Details of Lender

Applicant/Submitter is required to key-in inputs for all mandatory fields before moving on to the next page of the form.

- For a syndicated borrowing, user can click on icon at Details of Participating Lender and **"Details of Participating Lender (Syndicated Borrowing) – Add"** screen will be displayed. It is optional for Applicant/Submitter to key-in inputs for this section, but if Applicant/Submitter wants to provide the details of participating lender(s), Applicant/Submitter is required to key-in inputs for all the fields in this screen before clicking on the **Save** button.

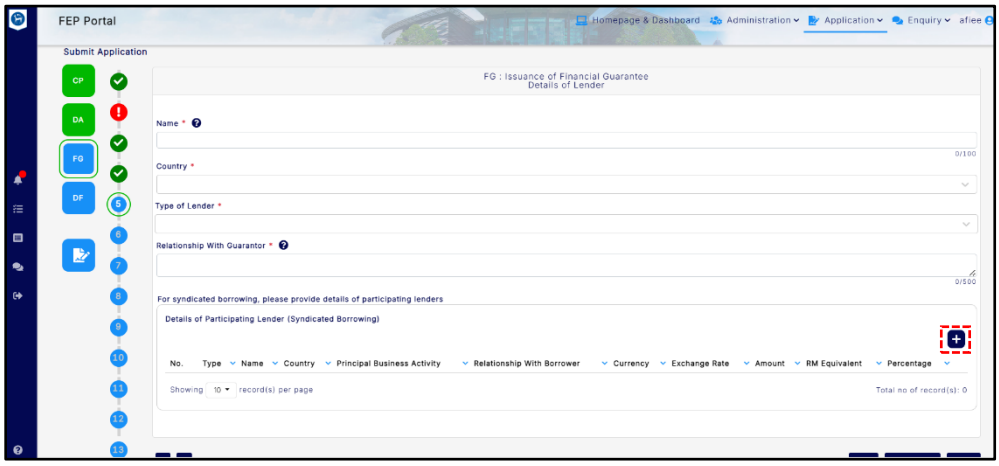

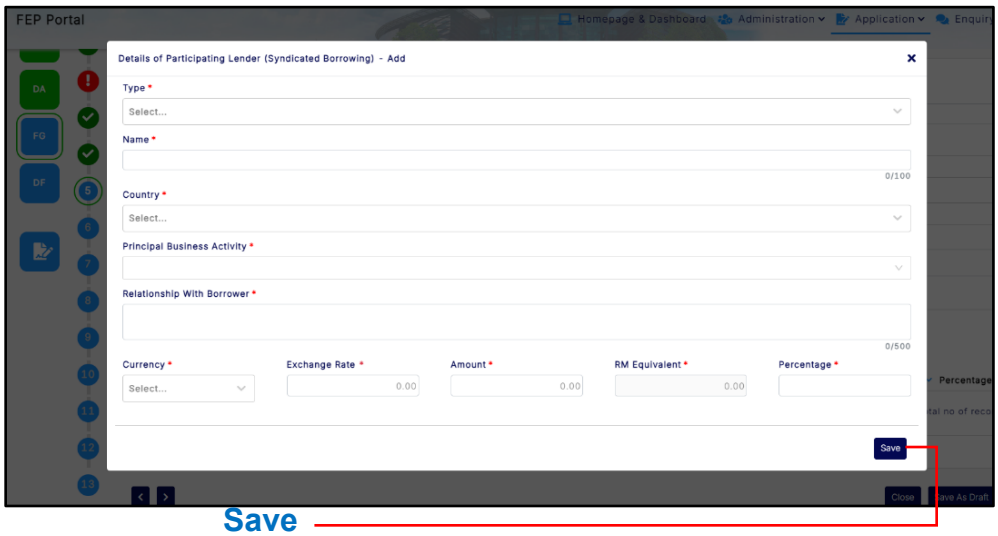

Save

Upon saving successfully, the inputs will be recorded in table listing.

- Applicant/Submitter can click on , or to manage the records at the table listing.

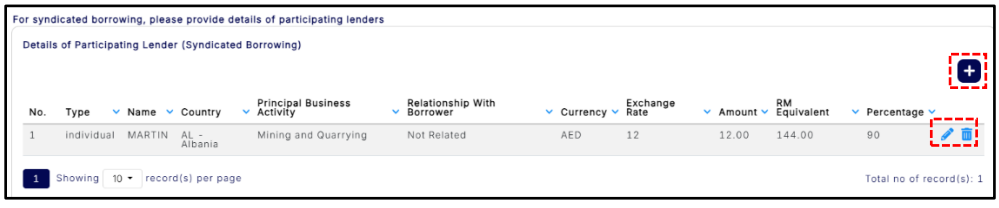

Section 6: Details of Borrowing	Applicant/Submitter is required to key-in inputs for all mandatory fields before moving on to the next page of the form. • User can click on + icon at Amount of Borrowing and **"Amount of Borrowing – Add"** screen will be displayed. It is optional for Applicant/Submitter to key-in inputs for this section, but if Applicant/Submitter wants to provide the details of the borrowing, Applicant/Submitter is required to key-in inputs for all the fields in this screen before clicking on the **Save** button. 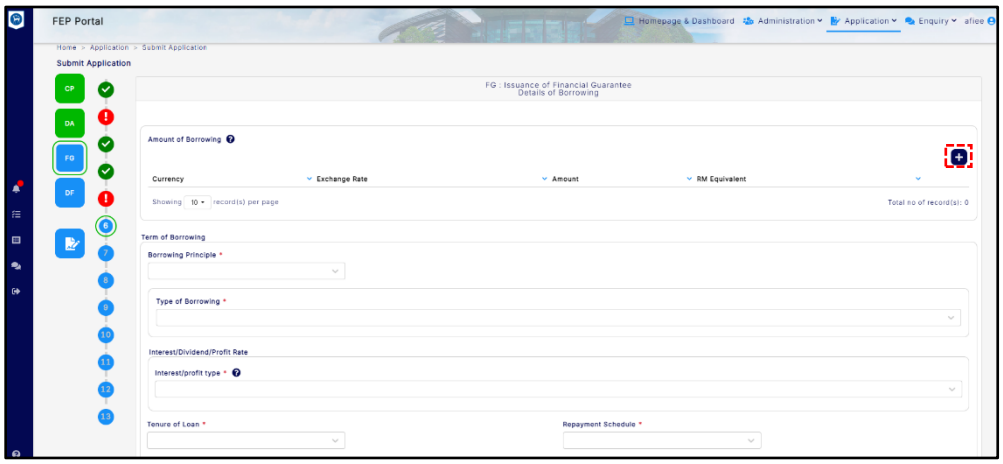  **Save** Upon saving successfully, the inputs will be recorded in table listing.

- Applicant/Submitter can click on , or to manage the records at the table listing.

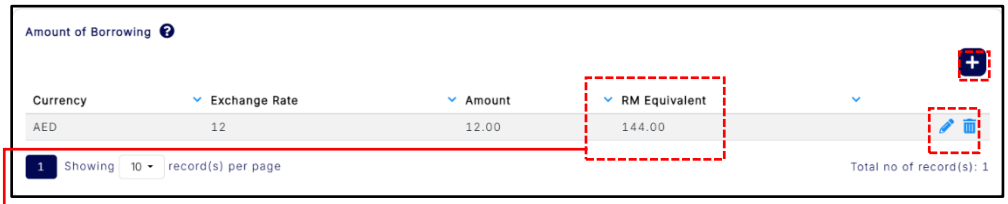

Total RM Equivalent (RM)
The total amount in RM equivalent at Amount Borrowing Being Guaranteed at Section 2 (Details of Guarantee) **and** Amount Guarantee at Section 2 (Details of Guarantor) should be the same or less than amount here.

- If Applicant/Submitter chose **Others** at **"Type of Borrowing"** field, Applicant/Submitter is required to key-in description at **"Others, please specify"** field.

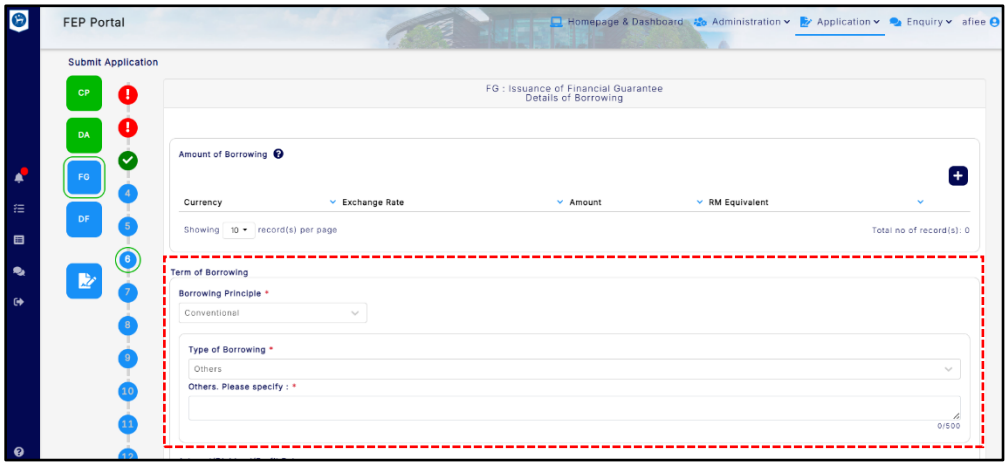

- At **"Interest/profit type"** field, new section will be displayed based on option, i.e. Not fixed, Fixed rate, Floating rate, Profit sharing ratio, selected by Applicant/Submitter.

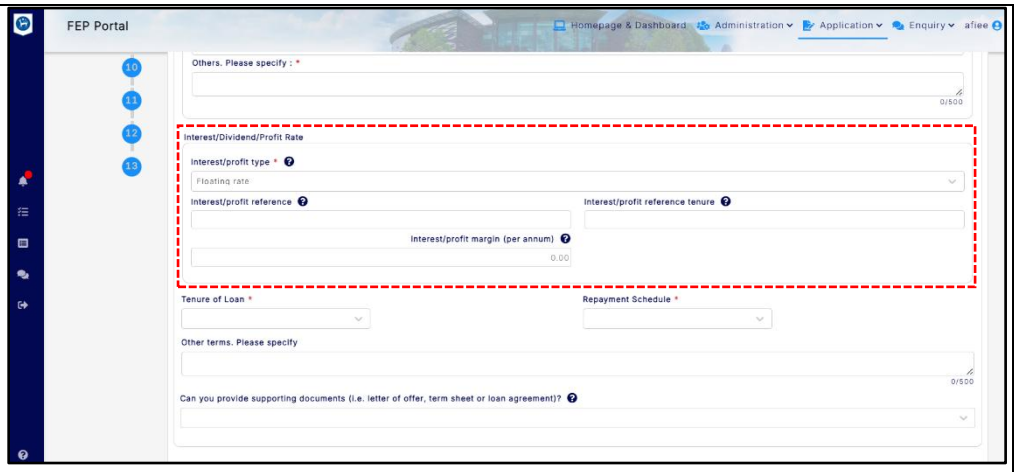
FEP Portal
Homepage & Dashboard
Administration
Application
Enquiry
Others. Please specify : *
Interest/Dividend/Profit Rate
Interest/profit type *
Floating rate
Interest/profit reference
Interest/profit reference tenure
Interest/profit margin (per annum)
Tenure of Loan *
Repayment Schedule *
Other terms. Please specify
Can you provide supporting documents (i.e. letter of offer, term sheet or loan agreement)?

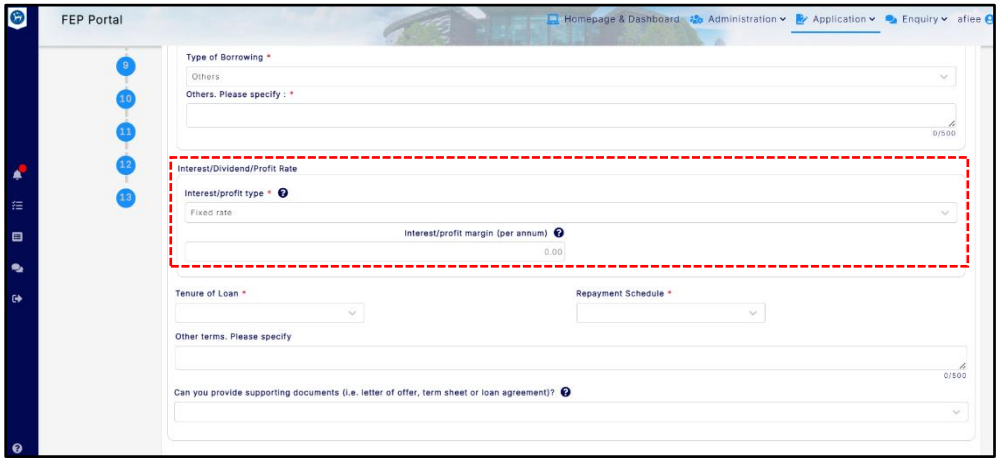
FEP Portal
Homepage & Dashboard
Administration
Application
Enquiry
Type of Borrowing *
Others
Others. Please specify : *
Interest/Dividend/Profit Rate
Interest/profit type *
Fixed rate
Interest/profit margin (per annum)
Tenure of Loan *
Repayment Schedule *
Other terms. Please specify
Can you provide supporting documents (i.e. letter of offer, term sheet or loan agreement)?

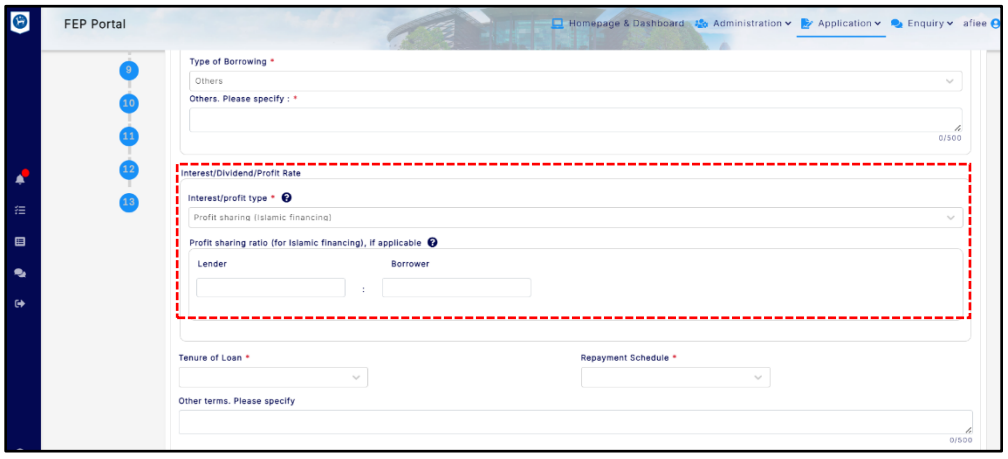
FEP Portal
Homepage & Dashboard
Administration
Application
Enquiry
Type of Borrowing *
Others
Others. Please specify : *
Interest/Dividend/Profit Rate
Interest/profit type *
Profit sharing (Islamic financing)
Profit sharing ratio (for Islamic financing), if applicable
Lender
Borrower
Tenure of Loan *
Repayment Schedule *
Other terms. Please specify

Section 7: Proposed Draw Down Schedule of the Guaranteed Borrowing	Applicant/Submitter is required to key-in inputs for all mandatory fields before moving on to the next page of the form. • User can click on ⊞ icon at **"Proposed draw down schedule (if applicable)"** and **"Proposed draw down schedule (if applicable) – Add"** screen will be displayed. It is optional for Applicant/Submitter to key-in inputs for this section. but if Applicant/Submitter wants to provide the details of Proposed draw down schedule (if applicable), Applicant/Submitter is required to key-in inputs for all the fields in this screen before clicking on the **Save** button. 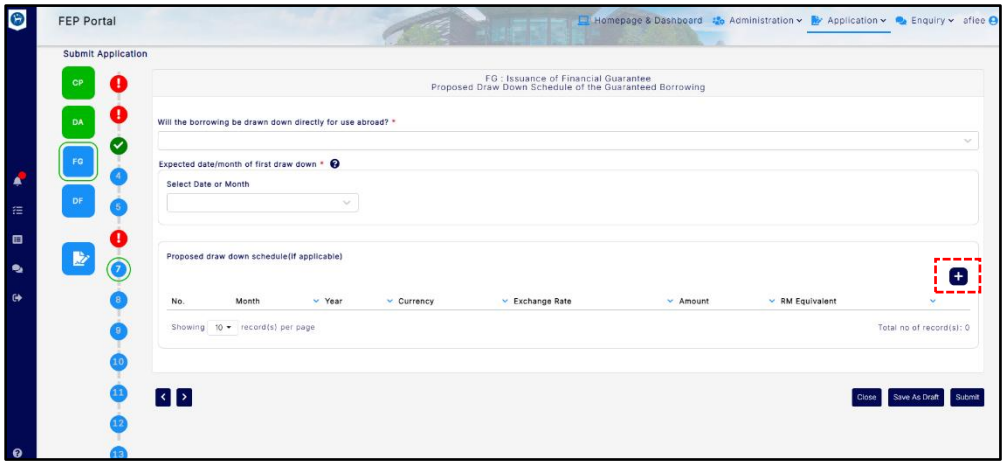 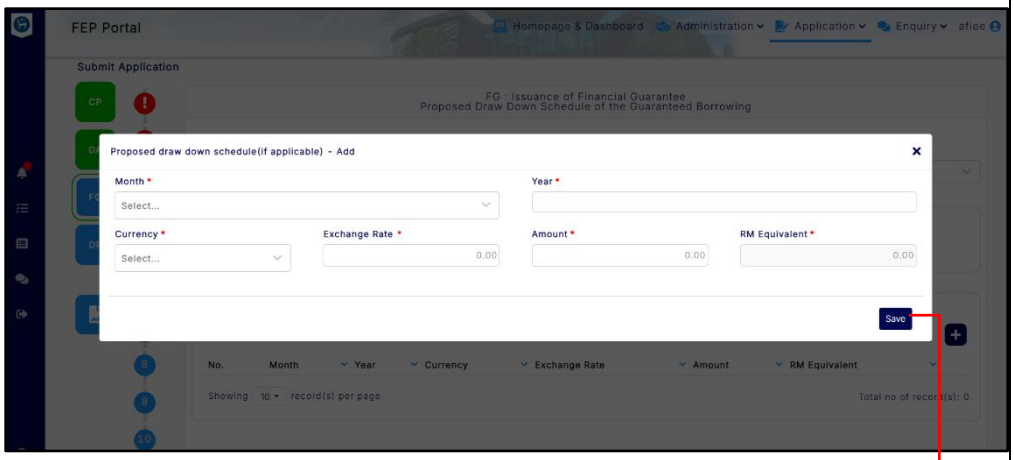 **Save** Upon saving successfully, the inputs will be recorded in table listing.

Section 8: Purpose of Borrowing	Applicant/Submitter is required to key-in inputs for all mandatory fields before moving on to the next page of the form. Any hyperlink '*Click here to download*' in this section is for Applicant/Submitter to download the template and key-in the required information before attaching template to the attachment section.

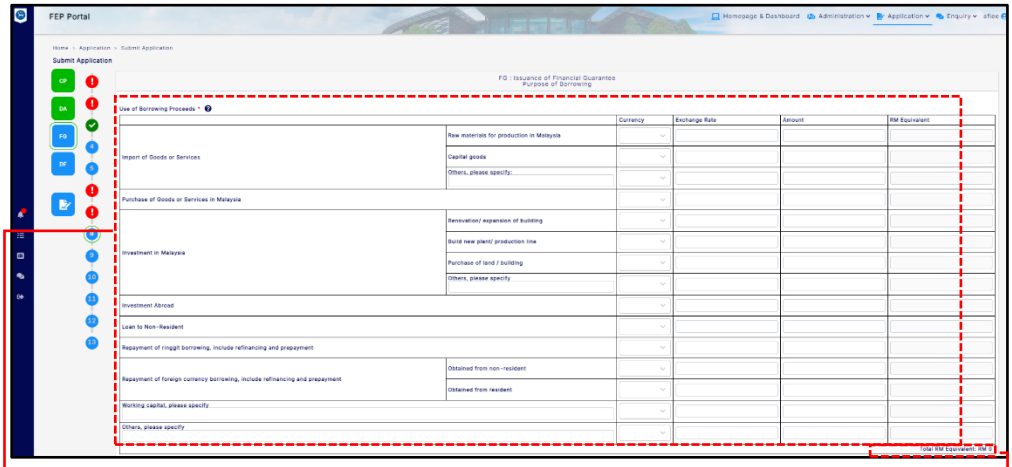

Use of Borrowing Proceeds

Applicant/Submitter is required to key-in at least one set of entry. For example, if user wants to key-in at Investment Abroad, Currency, Exchange Rate and Amount are **mandatory** fields.

Total RM Equivalent (RM)

The difference between total amount in RM equivalent here and the Amount Applied at Section 2 (Details of Application) should not exceed tolerance configured by BNM.

- **"Type of Investment and Amount"** and **"Details of Investee"** sections are optional and not mandatory for Applicant/Submitter to key-in and can skip to other section/page of form.

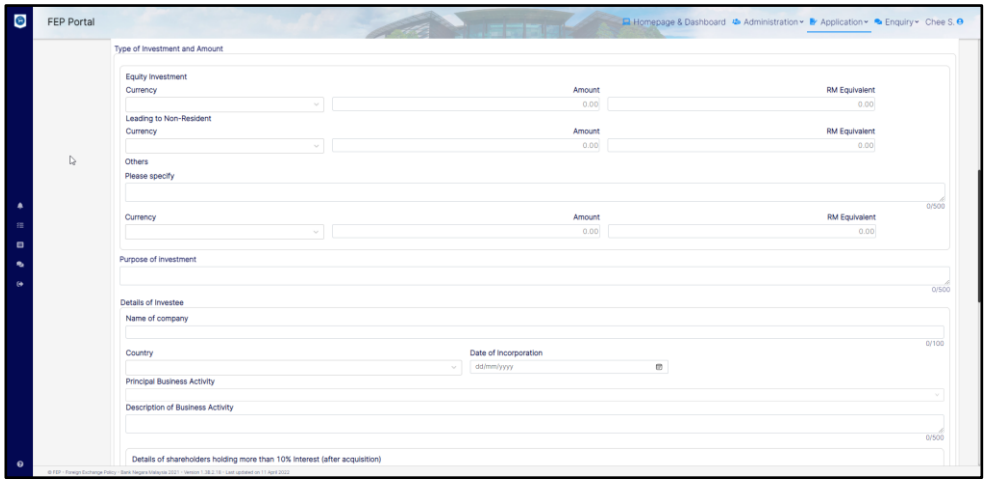

- User can click on + icon and **"Details of shareholders holding more than 10 % interest (after acquisition) – Add"** screen will be

displayed. It is optional and not mandatory for Applicant/Submitter to key-in inputs for this section, but if Applicant/Submitter wants to provide the details of shareholder(s), Applicant/Submitter is required to key-in inputs for all the fields in this screen before clicking on the **Save** button.

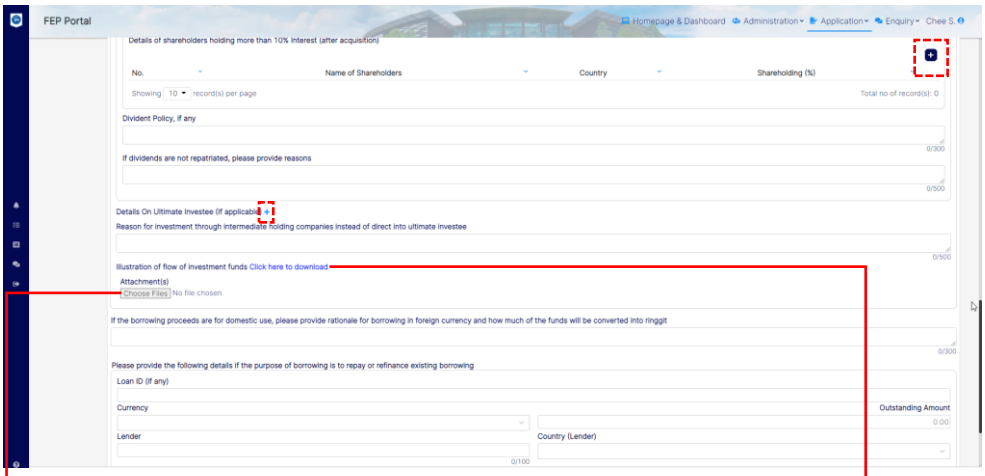

Attachment(s)
Can attach the template with inputs here.

Hyperlink
When Applicant/Submitter clicks on this hyperlink, the template document will be downloaded.

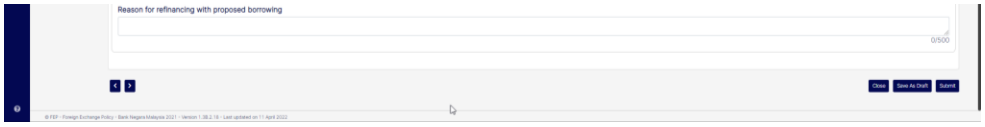

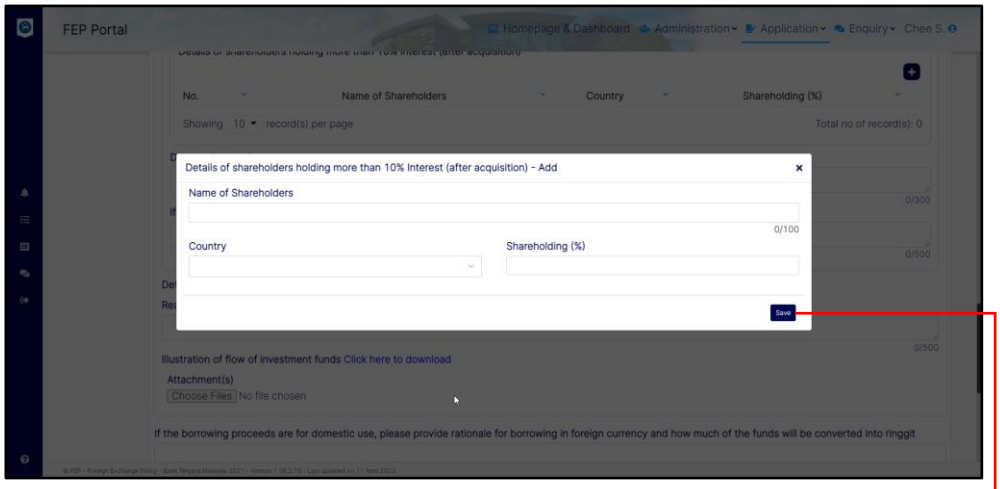

Save
Upon saving successfully, the inputs will be recorded in table listing.

- Applicant/Submitter can click on , or to manage the records at the table listing.

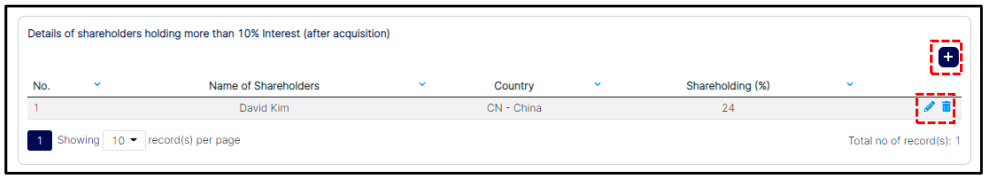

- User can click on + icon at "Details of Ultimate Investee section" and **"Details of Ultimate Investee – Add"** screen will be displayed. It is optional for Applicant/Submitter to key-in inputs for this section, but if Applicant/Submitter wants to provide the details of ultimate investee(s), Applicant/Submitter is required to key-in inputs for all the fields in this screen before clicking on the **Save** button.

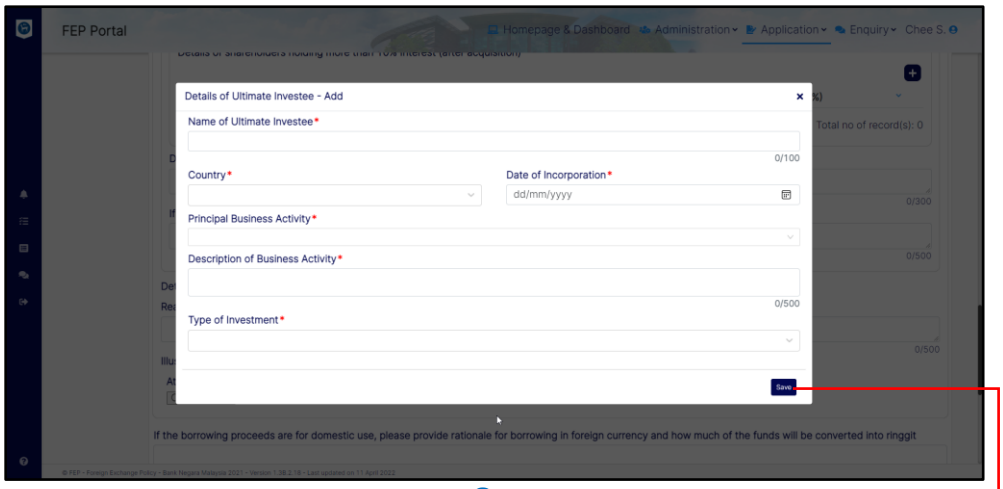

Save
Upon saving successfully, the inputs will be recorded in table listing.

- Applicant/Submitter can click on , or to manage the records at the table listing.

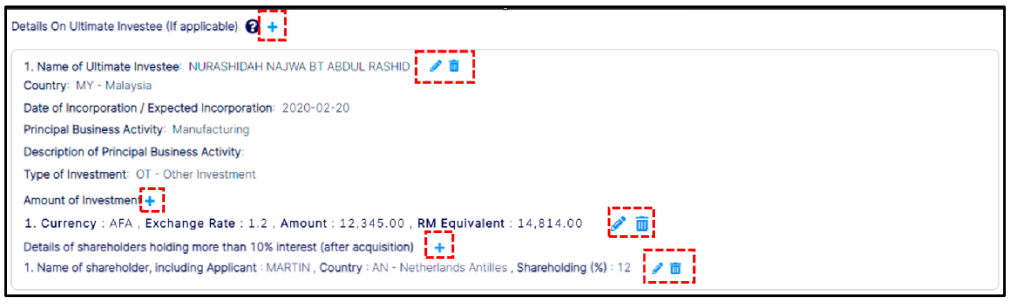

Section 9: Investment Abroad / Loan to Non-Resident	• "Type of Investment and Amount" and "Details of Investee" sections are optional and not mandatory for Applicant/Submitter to key-in and can skip to other section/page of form. 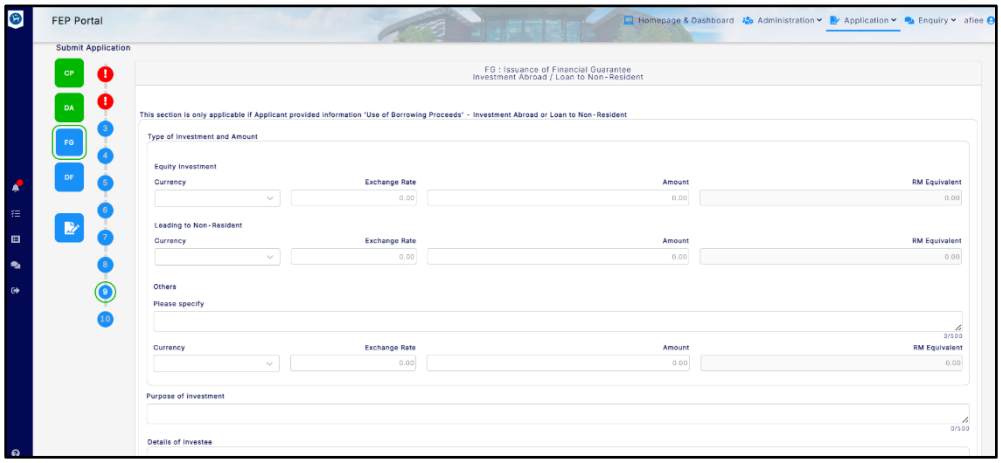 • User can click on ➕ icon and "Details of shareholders holding more than 10 % interest (after acquisition) – Add" screen will be displayed. It is optional and not mandatory for Applicant/Submitter to key-in inputs for this section, but if Applicant/Submitter wants to provide the details of shareholder(s), Applicant/Submitter is required to key-in inputs for all the fields in this screen before clicking on the Save button. 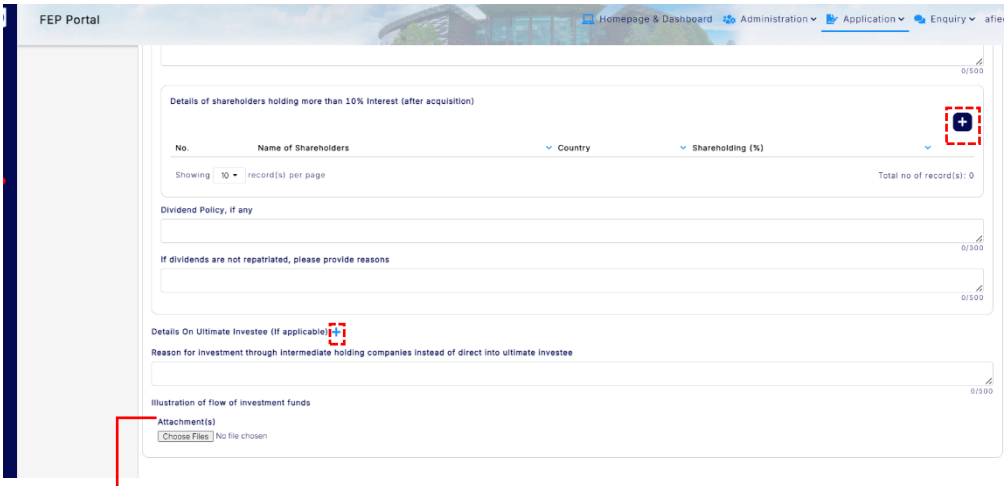 **Attachment(s)** Can attach the template with inputs here.

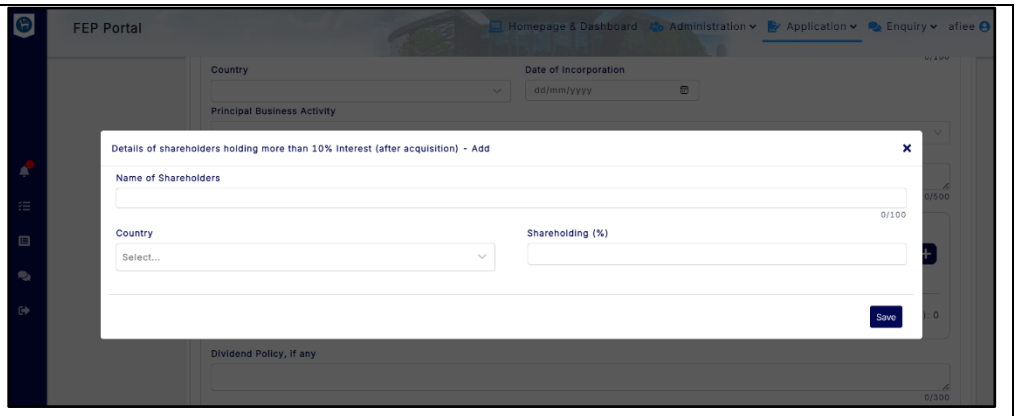

- Applicant/Submitter can click on , or to manage the records at the table listing.



- User can click on + icon at "Details of Ultimate Investee section" and "Details of Ultimate Investee – Add" screen will be displayed. It is optional for Applicant/Submitter to key-in inputs for this section, but if Applicant/Submitter wants to provide the details of ultimate investee(s), Applicant/Submitter is required to key-in inputs for all the fields in this screen before clicking on the Save button.

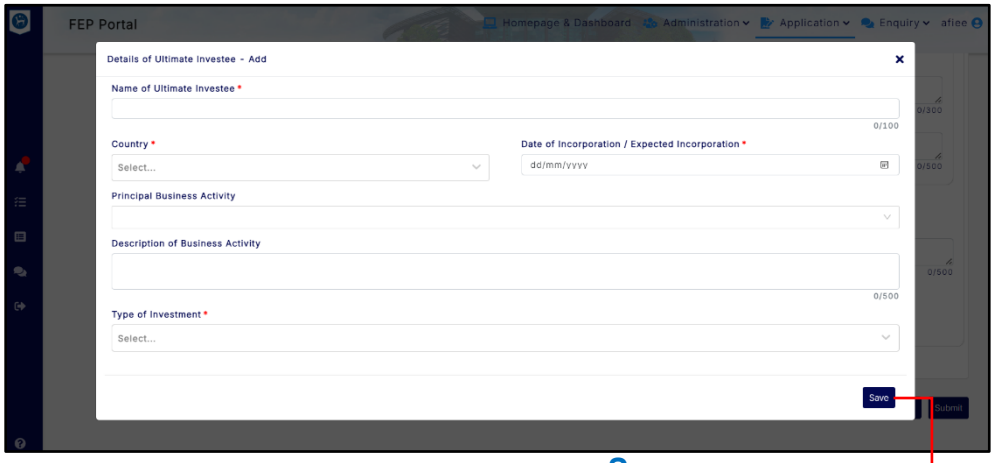

Save

Upon saving successfully, the inputs will be recorded in table listing.

Section 10:	Applicant/Submitter is required to key-in inputs for all mandatory fields before moving on to the next page of the form. Any hyperlink '*Click here to download*' in this section is for Applicant/Submitter to download the template and key-in required information before attaching the template to the attachment section.

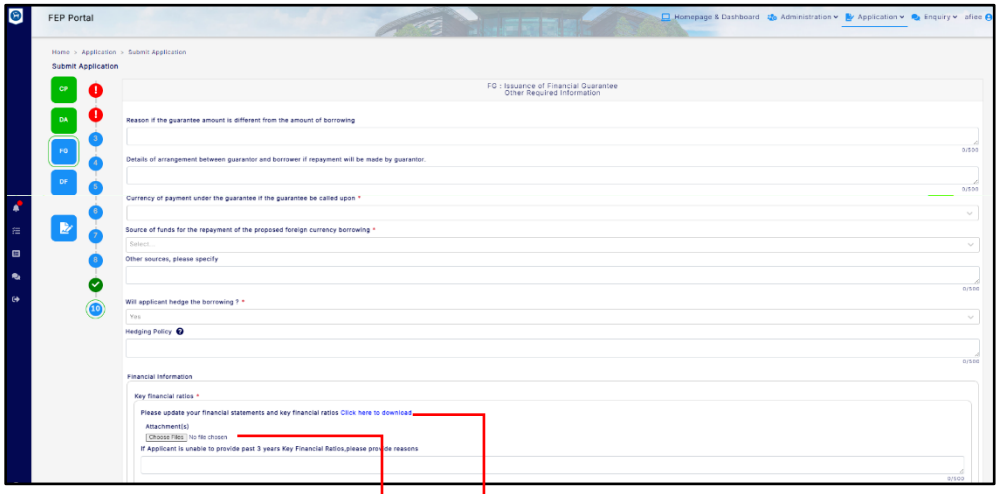

Attachment(s)
Can attach the template with inputs here.

Hyperlink
When Applicant/Submitter clicks on this hyperlink, the template document will be downloaded.



- If Applicant/Submitter chose **YES** at **"Has Applicant repatriated investment income over the past 3 years?"** field, the details of repatriation section will be displayed which is **mandatory** for user to key-in inputs.



Amount & RM Equivalent
Value can be zero "0"

Subsequent set
Click on + to add new entry set and click on − to remove the entry set

- If Applicant/Submitter chose **NO** at "**Has Applicant repatriated investment income over the past 3 years?"** field, the "please provide reason" section will be displayed which is mandatory for user to key-in inputs.



1.3.4. EXPORT OF GOODS (EX)

(a) Form EX-EXT: Extension of Repatriation Period of Export Proceeds

Section 1: Details of Application	Applicant/Submitter is required to key-in inputs for all mandatory fields before moving on to the next page of this form. Any hyperlink '*Click here to download*' in this section are for Applicant/Submitter to download the template to key-in required information before attaching the template to the attachment section. • If Applicant/Submitter chose **YES** at "**Is this a self-declared non-compliance?**" field, the NC form section will be added to the application form as seen in the navigation pane. • If Applicant/Submitter chose "**Extension of Repatriation Period"** at **"Type of Application"** field, relevant sections on extension of repatriation period, Details of Customer and Attachment section will be displayed that is mandatory for Applicant/Submitter to key-in the required inputs. **Attachment(s)** Can attach the template with inputs here. **Hyperlink** When Applicant/Submitter clicks on this hyperlink, the template document will be downloaded. 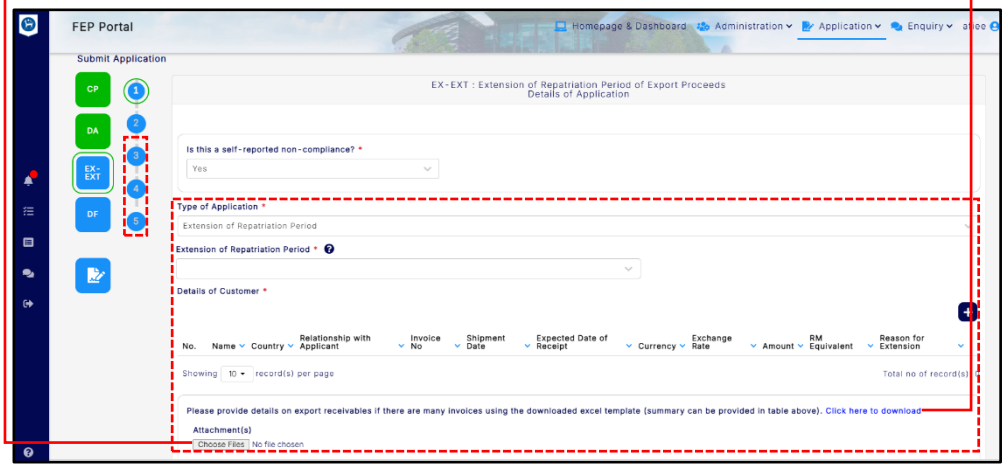 • User can click on + icon and **"Details of Customer (Buyer)"** screen will be displayed. Although this section is optional and not mandatory for Applicant/Submitter to key-in inputs, Applicant/Submitter is advised to provide the required information, if applicable. Applicant/Submitter has to key-in all the fields in the screen on details of customer(s) before clicking on the **Save** button.

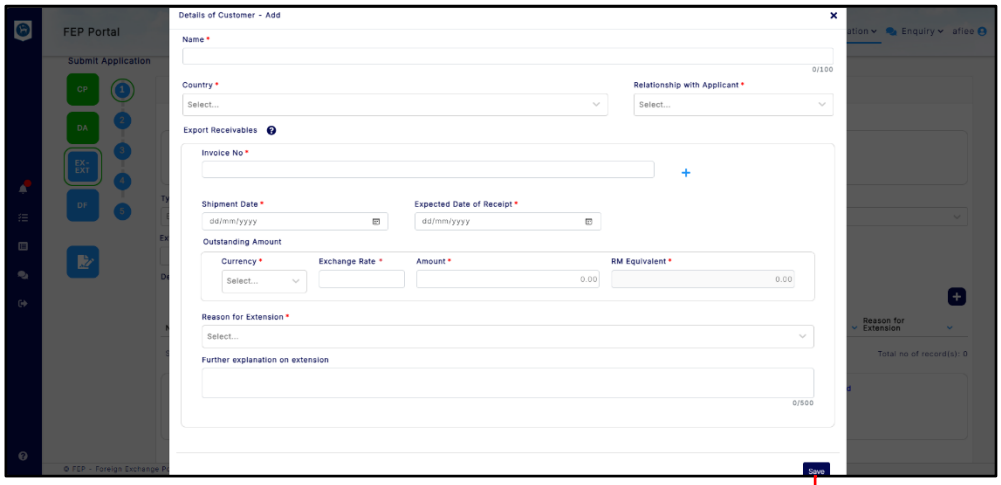

Save

Upon saving successfully, the inputs will be recorded in table listing.

- Applicant/Submitter can click on , or to manage the records at the table listing.

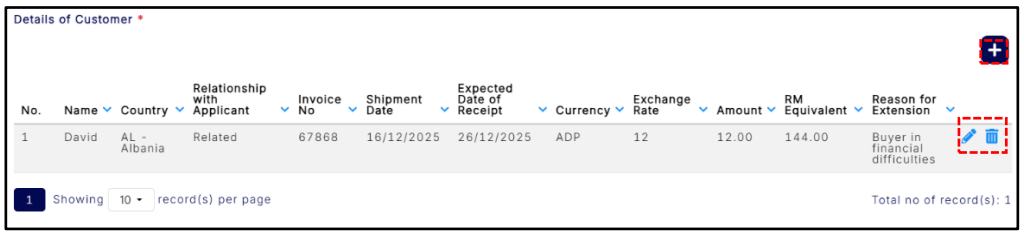

- User can click on icon (for multiple entry) at **Export Receivables** section to add records or click on icon to delete a record in listing before clicking on the **Save** button.

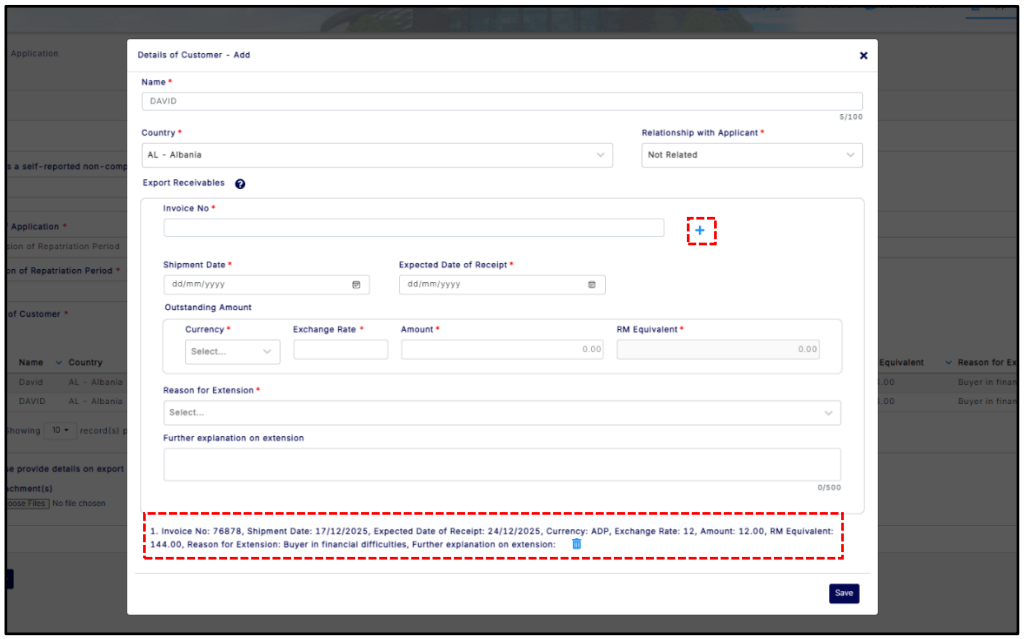

- At the “**Invoice No**” field, duplicated Invoice No will be detected if Applicant/Submitter insert the same Invoice No.

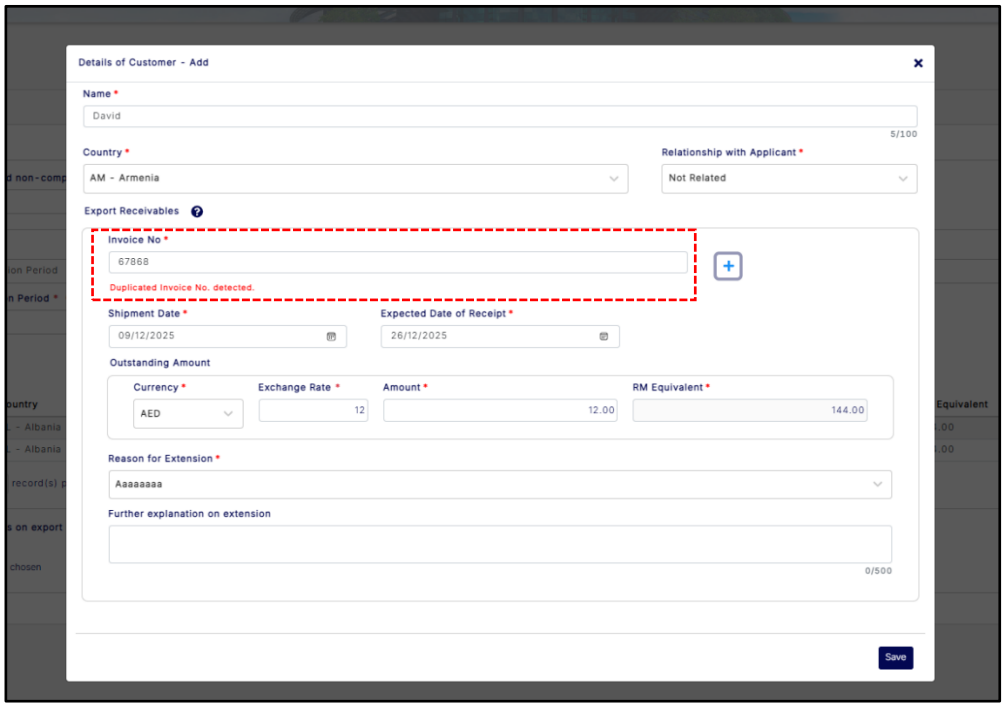

- If Applicant/Submitter chose **"Credit Terms Exceeding 6 Months”** field, as selection, “**Details of Customer**” section will be displayed and it is mandatory for Applicant/Submitter to key-in inputs.

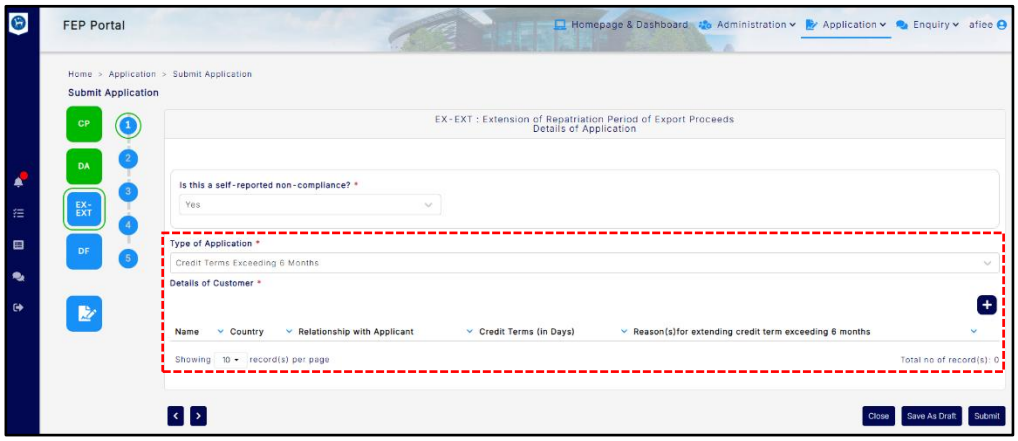

- User can click on + icon and **“Details of Customer - Add”** screen will be displayed. It is optional and not mandatory for Applicant/Submitter to key-in inputs for this section, but if Applicant/Submitter wants to provide the details of customer(s), Applicant/Submitter is required to key-in inputs for all the fields in this screen before clicking on the **Save** button.

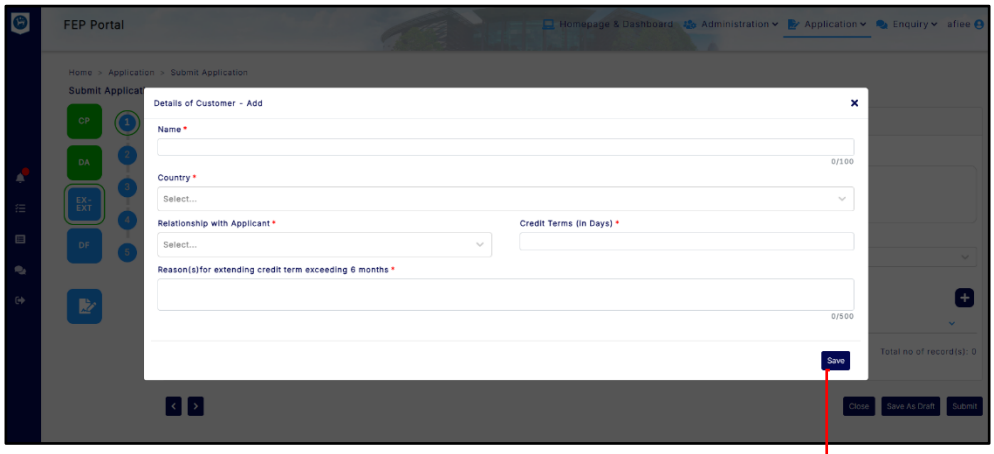

Save
Upon saving successfully, the inputs will be recorded in table

- Applicant/Submitter can click on , or to manage the records at the table listing.

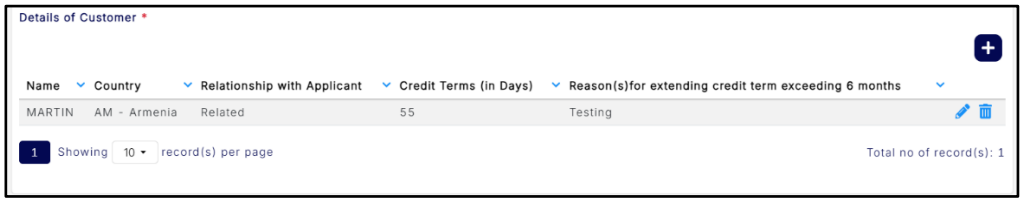

Section 2: Other Required Information

Applicant/Submitter is not required to key-in inputs for all the fields in this section and may skip to next page of the form.



(b) Form EX-OA: Retention of Export Proceeds Abroad

Section 1: Details of Application	Applicant/Submitter is required to key-in all mandatory fields before moving on to the next page of form. 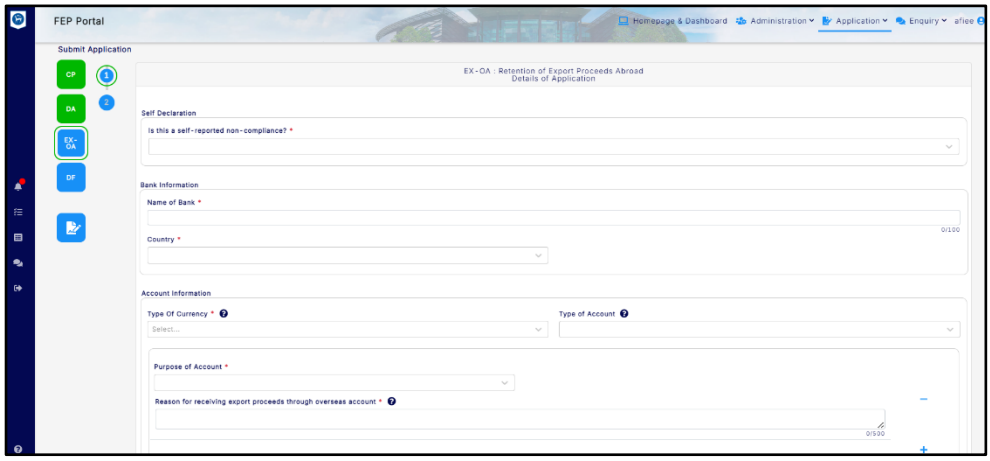 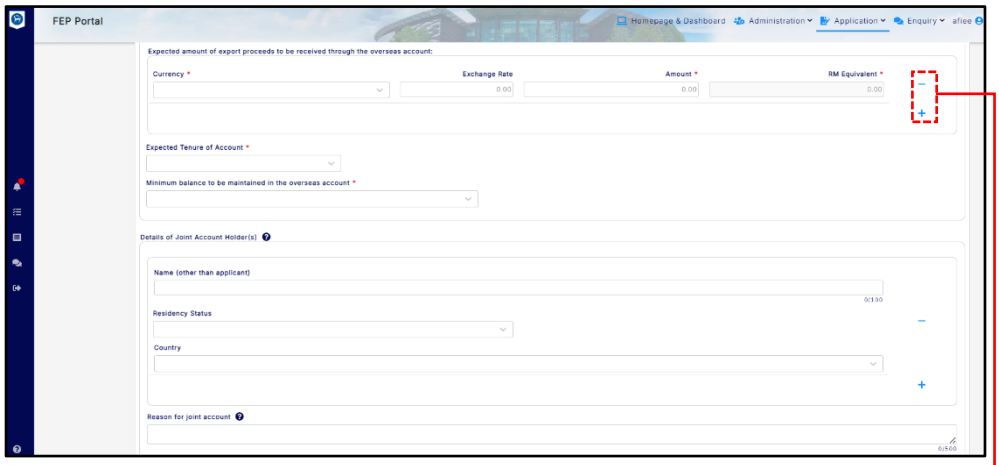 **Subsequent set** Click on + to add new entry set and click on − to remove the entry set • If Applicant/Submitter chose **YES** at "**Is this a self-declared non-compliance?**" field, the NC form section will be added to the application form as seen in the navigation pane.

<table>
<tr><td></td><td>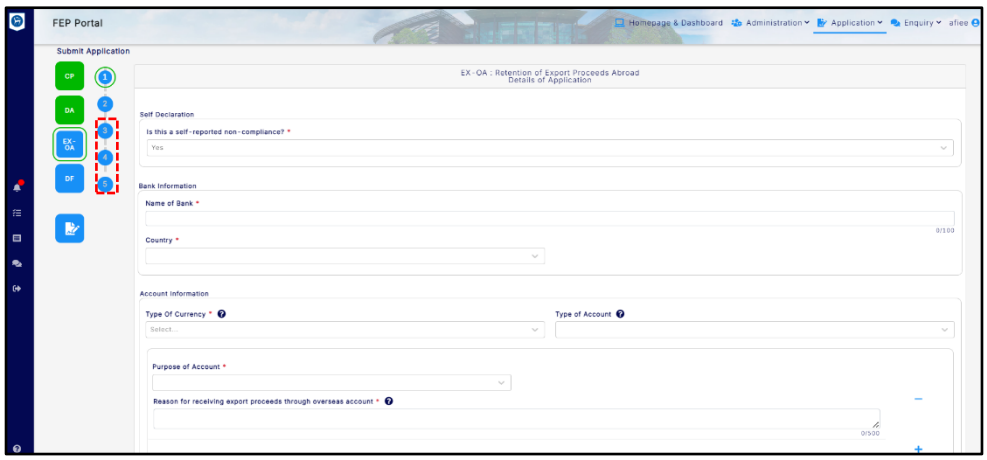
</td></tr>
<tr><td>Section 2: Other Required Information</td><td>Applicant/Submitter is not required to key-in inputs for all the fields in this section and may skip to next page of the form.


</td></tr>
</table>

1.3.5. CONFISCATION, IMPORT & EXPORT OF RINGGIT NOTES (CN-RM)

Section 1: Details of Application	Applicant/Submitter is required to key-in all the mandatory fields before moving on to the next page of the form. • If Applicant/Submitter chose **YES** at "**Is this a self-declared non-compliance?**" field, the NC form section will be added to the application form as seen in the navigation pane. 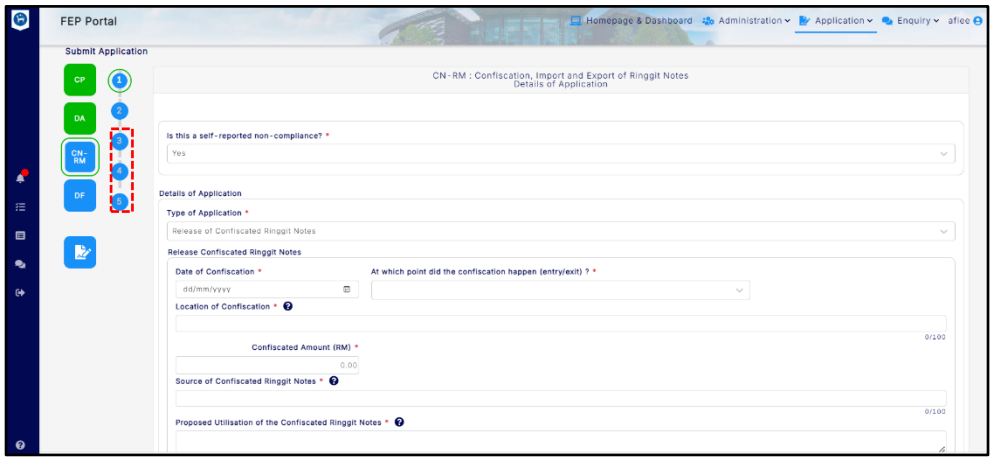 • If Applicant/Submitter chose "**Release of Confiscated Ringgit Notes"** as "**Type of Application"** field at "**Details of Application"** section, Release of Confiscated Ringgit Notes section will be displayed and Applicant/Submitter is required to key-in all the mandatory fields.  • If **Applicant**/Submitter chose "**Import/Export of Ringgit Notes"** as **"Type of Application"** at "**Details of Application"** section, and **"Type of Transaction"** is "**Import"**, Import of Ringgit Notes section will be displayed and Applicant/Submitter is required to key-in all the mandatory fields.

<table>
<tr>
<td></td>
<td>
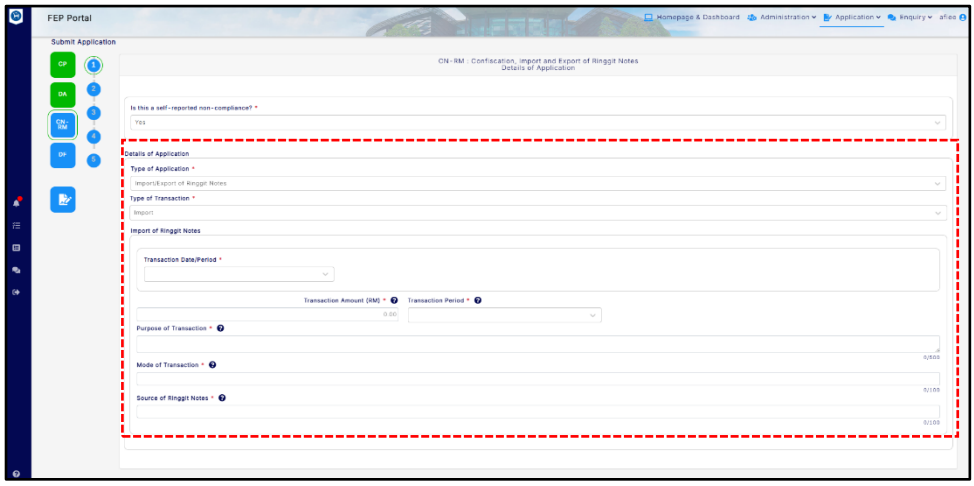

If Applicant/Submitter chose “Import/Export of Ringgit Notes” as “Type of Application” at “Details of Application” section, and “Type of Transaction” is “Export”, Export of Ringgit Notes section will be displayed and Applicant/Submitter is required to key-in the all mandatory fields.

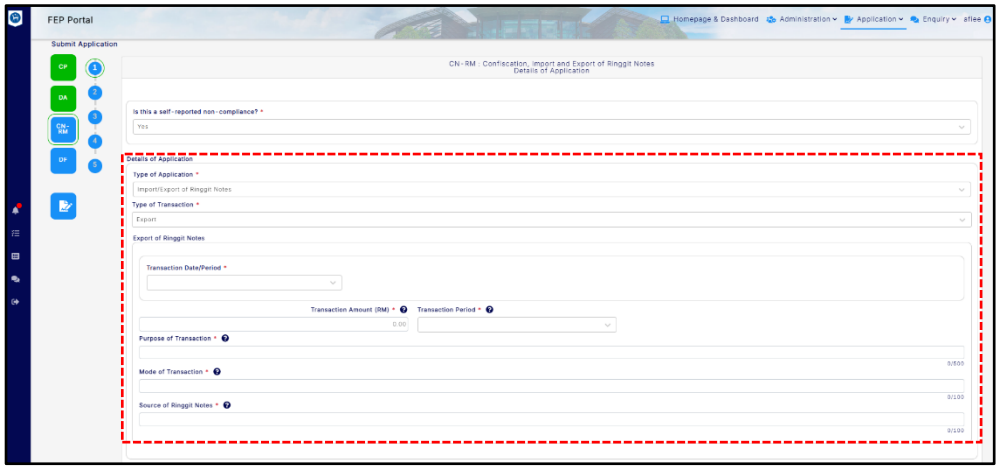

</td>
</tr>
<tr>
<td>Section 2: General Information</td>
<td>Applicant/Submitter is not required to key-in inputs for all the fields at this section. Applicant/Submitter may skip to the next page of the form.</td>
</tr>
</table>

	FEP Portal Homepage & Dashboard Administration Application Enquiry afiee Submit Application CP DA CN - RM DF CN - RM : Confiscation, Import and Export of Ringgit Notes General Information Background, rationale and other information to support the application 0/500 Attachment(s) Choose Files No file chosen Additional information/input required. Click here to download 0/500 Attachment(s) Choose Files No file chosen Close Save As Draft Submit

1.3.6. DEALING WITH SPECIFIED PERSON AND IN RESTRICTED CURRENCY (DSP)

Section 1: Details of Application	Applicant/Submitter is required to key-in all mandatory fields before moving on to the next page of the form. • If Applicant/Submitter chose **YES** at "**Is this a self-declared non-compliance?**" field, the NC form section will be added to the application form as seen in the navigation pane. 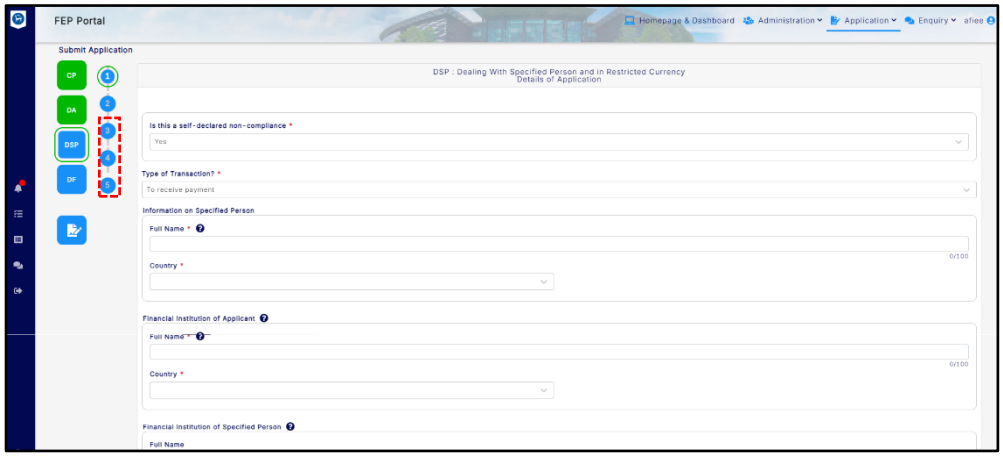 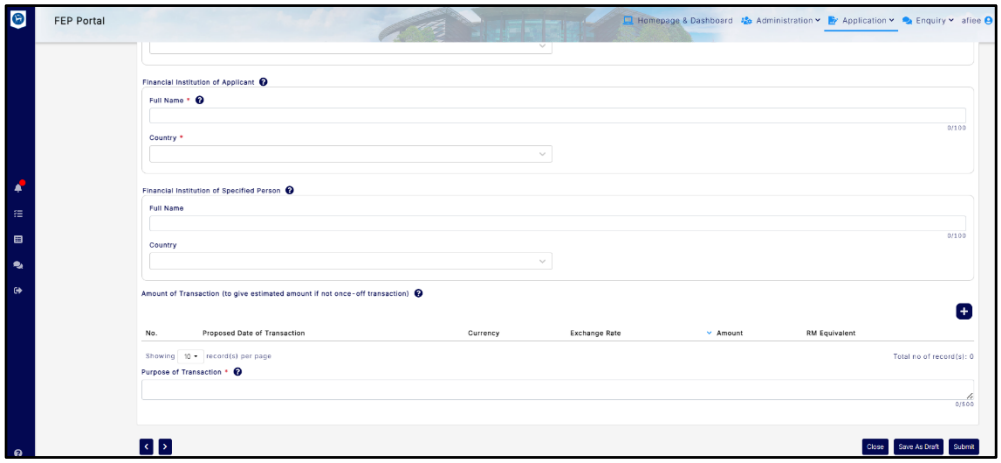 • User can click on ➕ icon and **"Amount of Transaction (to give estimated amount if not once-off transaction) – Add"** screen will be displayed. Although it is optional and not mandatory for Applicant/Submitter to key-in inputs for this section, Applicant/Submitter is advised to provide the information if applicable. Where Applicant/Submitter has to provide the details of transaction(s), Applicant/Submitter is required to key-in all the fields in this screen before clicking on the **Save** button.

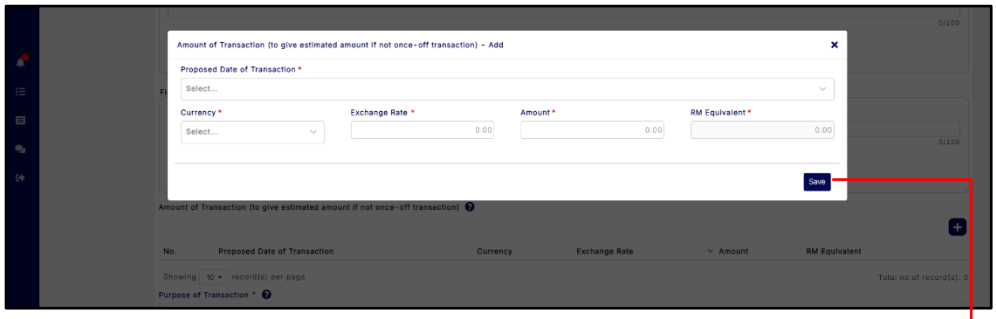

Save
Upon saving successfully, the inputs will be recorded in table

- Applicant/Submitter can click on , or to manage the records at the table listing.



Section 2: Other Required Information	Applicant/Submitter is not required to key-in inputs for all the fields in this section and may skip to next page of the form.



1.3.7. GENERAL (GEN)

Section 1: Self-Assessment and Declaration	Applicant/Submitter is required to key-in inputs for all the mandatory fields before moving on to the next page of the form. • If Applicant/Submitter chose **YES** at "**Is this a self-declared non-compliance?**" field, the NC form section will be added to the application form as seen in the navigation pane.

<table>
<tr><td></td><td>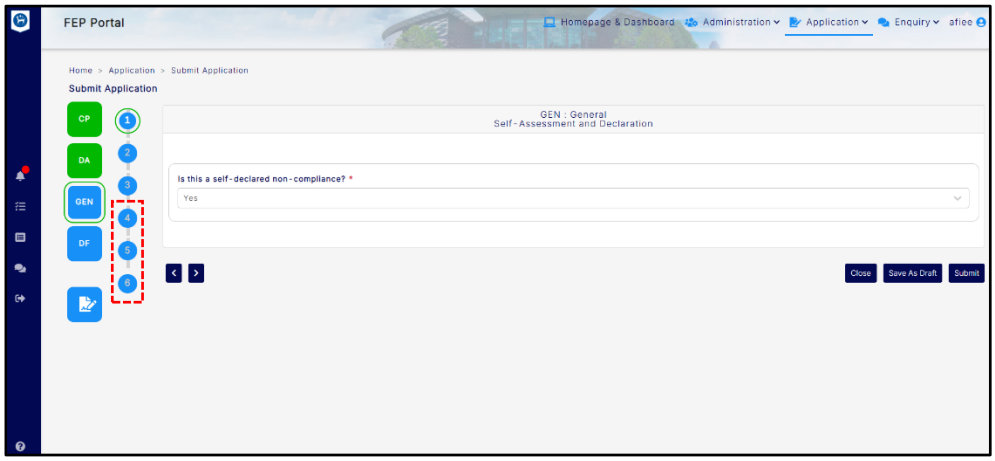
</td></tr>
<tr><td>Section 2: Details of Application</td><td>Applicant/Submitter is required to key-in inputs for all mandatory fields before moving on to the next page of the form. Any hyperlink ‘Click here to download’ in this section is for Applicant/Submitter to download the template and key-in the required information before attaching the template to the attachment section.

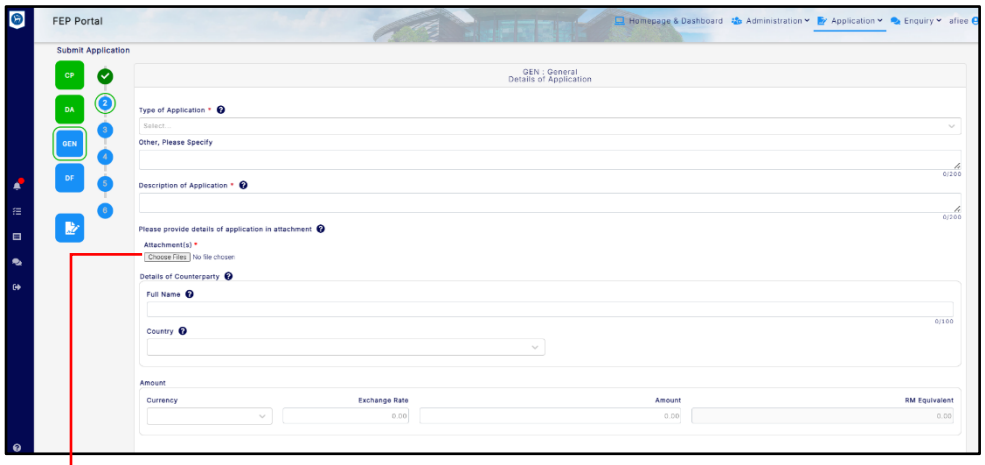

Attachment(s)
Can attach the template with inputs here.

• Applicant/Submitter is required to choose the applicable “Type of Application” from a dropdown list. If Applicant/Submitter chose “Others”, Applicant/Submitter is required to provide more information in “Others, please specify” field.

• Applicant/Submitter is required to provide a brief description of the application. Please note that this application form should only be used if no specific application form is applicable.

• Applicant/Submitter may upload a scanned copy of the hardcopy application letter in the Attachment section.</td></tr>
</table>

	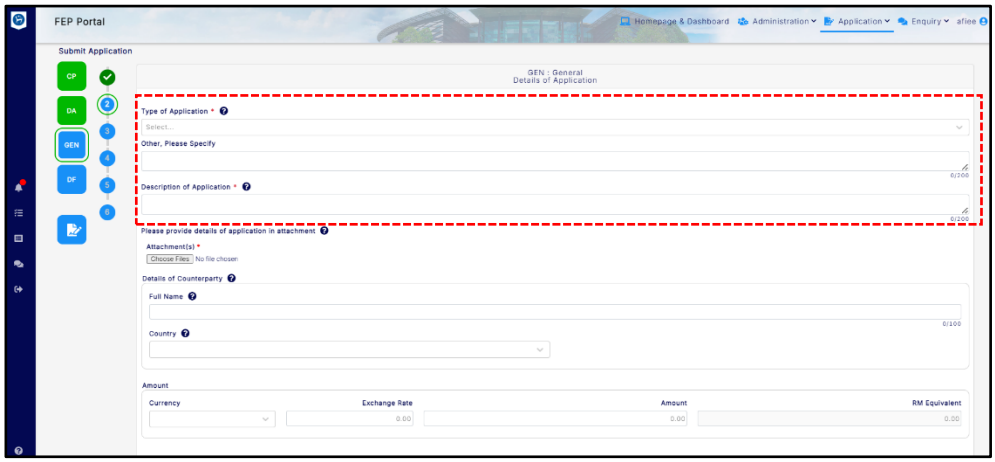FEP Portal Homepage & Dashboard Administration Application Enquiry Submit Application CP DA GEN DF GEN : General Details of Application Type of Application * Select... Other, Please Specify 0/200 Description of Application * 0/200 Please provide details of application in attachment Attachment(s) * Choose Files No file chosen Details of Counterparty Full Name 0/100 Country Amount Currency Exchange Rate Amount RM Equivalent